



Census of Fatal Occupational Injuries

Washington State 2021

Washington State Department of Labor and Industries
Research and Data Services
Bureau of Labor Statistics Information
PO Box 44631
Olympia, Washington

In cooperation with the
U.S. Department of Labor
Bureau of Labor Statistics
Office of Safety, Health & Working Conditions
Washington, District of Columbia

TABLE A-1. Fatal occupational injuries by industry and event or exposure, Washington, 2021

Industry ¹	NAICS code ¹	Total fatal injuries (number)	Event or exposure ²					
			Violence and other injuries by persons or animals ³	Transportation incidents ⁴	Fires and explosions	Falls, slips, trips	Exposure to harmful substances or environments	Contact with objects and equipment
Total		73	8	30	--	12	13	10
Private industry		67	6	28	--	11	13	9
Goods producing		--	--	--	--	--	--	--
Natural resources and mining		12	--	5	--	--	--	4
Agriculture, forestry, fishing and hunting		12	--	5	--	--	--	4
Crop production	111	6	--	3	--	--	--	--
Forestry and logging	113	3	--	--	--	--	--	--
Logging	1133	3	--	--	--	--	--	--
Logging	11331	3	--	--	--	--	--	--
Construction		18	--	5	--	7	3	--
Construction		18	--	5	--	7	3	--
Construction of buildings	236	5	--	--	--	--	--	--
Residential building construction	2361	5	--	--	--	--	--	--
Residential building construction	23611	5	--	--	--	--	--	--
Specialty trade contractors	238	13	--	--	--	--	--	--
Foundation, structure, and building exterior contractors	2381	6	--	--	--	--	--	--
Roofing contractors	23816	3	--	--	--	--	--	--
Other specialty trade contractors	2389	3	--	--	--	--	--	--
Site preparation contractors	23891	3	--	--	--	--	--	--
Service providing		--	--	--	--	--	--	--
Trade, transportation, and utilities		20	--	10	--	--	--	--
Wholesale trade		3	--	--	--	--	--	--
Merchant wholesalers, durable goods	423	3	--	--	--	--	--	--
Retail trade		5	--	--	--	--	--	--

Building material and garden equipment and supplies dealers	444	1	--	--	--	--	--	--
Building material and supplies dealers	4441	1	--	--	--	--	--	--
Home centers	44411	1	--	--	--	--	--	--
Transportation and warehousing		12	--	8	--	--	--	--
Truck transportation	484	9	--	5	--	--	--	--
Professional and business services		7	--	--	--	--	--	--
Administrative and support and waste management and remediation services		7	--	--	--	--	--	--
Administrative and support services	561	7	--	--	--	--	--	--
Services to buildings and dwellings	5617	4	--	--	--	--	--	--
Landscaping services	56173	4	--	--	--	--	--	--
Other services, except public administration		5	--	3	--	--	--	--
Other services, except public administration		5	--	3	--	--	--	--
Repair and maintenance	811	3	--	--	--	--	--	--
State government		1	--	1	--	--	--	--
Service providing		--	--	--	--	--	--	--
Leisure and hospitality		1	--	--	--	--	--	--
Arts, entertainment, and recreation		1	--	--	--	--	--	--
Museums, historical sites, and similar institutions	712	1	--	--	--	--	--	--
Museums, historical sites, and similar institutions	7121	1	--	--	--	--	--	--
Local government		4	--	--	--	--	--	--
Service providing		--	--	--	--	--	--	--
Educational and health services		1	--	--	--	--	--	--
Educational services		1	--	--	--	--	--	--
Educational services	611	1	--	--	--	--	--	--
Elementary and secondary schools	6111	1	--	--	--	--	--	--
Elementary and secondary schools	61111	1	--	--	--	--	--	--
Public administration		3	--	--	--	--	--	--

Public administration

Justice, public order, and safety activities	922	3	--	--	--	--	--	--
Justice, public order, and safety activities	9221	3	--	--	--	--	--	--

¹ CFOI has used several versions of the North American Industry Classification System (NAICS) since 2003 to define industry. For complete information on the version of NAICS used in this year, see our definitions page at <http://www.bls.gov/iif/oshcdef.htm>. Cases where ownership is unknown are included in private industry counts. Cases classified as foreign government and other government are included in all government counts, but not displayed separately. Cases where industry is unknown are included in the service sector counts.

² Based on the BLS Occupational Injury and Illness Classification System (OIICS) 2.01 implemented for 2011 data forward.

³ Includes violence by persons, self-inflicted injury, and attacks by animals.

⁴ Includes roadway, nonroadway, air, water, rail fatal occupational injuries, and fatal occupational injuries resulting from being struck by a vehicle.

⁵ Includes fatal injuries at all establishments categorized as Mining (Sector 21) in the North American Industry Classification System, including establishments not governed by the Mine Safety and Health Administration (MSHA) rules and reporting, such as those in Oil and Gas Extraction.

⁶ Includes fatal injuries to workers employed by governmental organizations regardless of industry.

Note: Data for all years are revised and final. Totals for major categories may include subcategories not shown separately. For complete information on how the data are coded and presented see our definitions page at <http://www.bls.gov/iif/oshcdef.htm>. Dashes indicate no data reported or data that do not meet publication criteria. CFOI fatality counts exclude illness-related deaths unless precipitated by an injury event.

Source: U.S. Department of Labor, Bureau of Labor Statistics, in cooperation with state, New York City, District of Columbia, and federal agencies, Census of Fatal Occupational Injuries, December 16, 2022

TABLE A-5. Fatal occupational injuries by occupation and event or exposure, Washington, 2021

Occupation ¹	Total fatal injuries (number)	Event or exposure ²					
		Violence and other injuries by persons or animals ³	Transportation incidents ⁴	Fires and explosions	Falls, slips, trips	Exposure to harmful substances or environments	Contact with objects and equipment
Total	73	8	30	--	12	13	10
Arts, design, entertainment, sports, and media occupations	1	--	1	--	--	--	--
Entertainers and performers, sports and related workers	1	--	--	--	--	--	--
Athletes, coaches, umpires, and related workers	1	--	--	--	--	--	--
Athletes and sports competitors	1	--	--	--	--	--	--
Protective service occupations	6	--	--	--	--	--	--
Other protective service workers	3	--	--	--	--	--	--
Building and grounds cleaning and maintenance occupations	5	--	--	--	--	--	--
Sales and related occupations	4	--	--	--	--	1	--
Farming, fishing, and forestry occupations	7	--	4	--	--	--	--
Construction and extraction occupations	13	--	4	--	5	3	--
Construction trades workers	11	--	4	--	--	--	--
Construction laborers	6	--	--	--	--	--	--
Construction laborers	6	--	--	--	--	--	--
Installation, maintenance, and repair occupations	9	--	--	--	3	--	--
Other installation, maintenance, and repair occupations	6	--	--	--	--	--	--
Transportation and material moving occupations	19	--	11	--	--	--	3
Motor vehicle operators	16	--	--	--	--	--	--
Material moving workers	3	--	--	--	--	--	--

¹ CFOI has used several versions of the Standard Occupation Classification (SOC) system since 2003 to define occupation. For complete information on the version of SOC used in this year, see our definitions page at <http://www.bls.gov/iif/oshcdef.htm>. Cases where occupation is unknown are included in the total.

² Based on the BLS Occupational Injury and Illness Classification System (OIICS) 2.01 implemented for 2011 data forward.

³ Includes violence by persons, self-inflicted injury, and attacks by animals.

⁴ Includes roadway, nonroadway, air, water, rail fatal occupational injuries, and fatal occupational injuries resulting from being struck by a vehicle.

⁵ Includes fatal injuries to persons identified as resident armed forces regardless of individual occupation listed.

Note: Data for all years are revised and final. Totals for major categories may include subcategories not shown separately. For complete information on how the data are coded and presented see our definitions page at <http://www.bls.gov/iif/oshcdef.htm>. Dashes indicate no data reported or data that do not meet publication criteria. CFOI fatal injury counts exclude illness-related deaths unless precipitated by an injury event.

Source: U.S. Department of Labor, Bureau of Labor Statistics, in cooperation with state, New York City, District of Columbia, and federal agencies, Census of Fatal Occupational Injuries, December 16, 2022

Table A-7. Fatal occupational injuries by worker characteristics and event or exposure, Washington, 2021

Worker characteristics	Total fatal injuries (number)	Event or exposure ¹					
		Transportation incidents ²	Violence and other injuries by persons or animals ³	Contact with objects and equipment	Falls, slips, trips	Exposure to harmful substances or environments	Fires and explosions
Total	73	30	8	10	12	13	--
Employee status							
Wage and salary ⁴	62	25	8	--	9	--	--
Self-employed ⁵	11	5	--	--	3	--	--
Gender							
Women	8	5	--	--	--	--	--
Men	65	25	--	10	12	--	--
Age							
Under 16 years	--	--	--	--	--	--	--
16 to 17 years	--	--	--	--	--	--	--
18 to 19 years	--	--	--	--	--	--	--
20 to 24 years	--	--	--	--	--	--	--
25 to 34 years	13	6	--	--	--	4	--
35 to 44 years	14	--	--	--	--	5	--
45 to 54 years	14	4	--	4	3	--	--
55 to 64 years	18	11	--	--	--	--	--
65 years and over	--	--	--	--	--	--	--
Race or ethnic origin⁶							
White (non-Hispanic)	48	21	--	7	--	9	--
Black or African-American (non-Hispanic)	--	--	--	--	--	--	--
Hispanic or Latino	16	--	--	3	4	--	--
American Indian or Alaska Native (non-Hispanic)	--	--	--	--	--	--	--
Asian (non-Hispanic)	3	--	--	--	--	--	--
Native Hawaiian or Pacific Islander (non-Hispanic)	--	--	--	--	--	--	--

¹ Based on the BLS Occupational Injury and Illness Classification System (OIICS) 2.01 implemented for 2011 data forward.

² Includes roadway, nonroadway, air, water, rail fatal occupational injuries, and fatal occupational injuries resulting from being struck by a vehicle.

³ Includes violence by persons, self-inflicted injury, and attacks by animals.

⁴ May include volunteers and workers receiving other types of compensation. Cases where employment status is unknown are included in the counts of wage and salary workers.

⁵ Includes self-employed workers, owners of unincorporated businesses and farms, paid and unpaid family workers, and may include some owners of incorporated businesses or members of partnerships.

⁶ Persons identified as Hispanic or Latino may be of any race. The race categories shown exclude data for Hispanic and Latino workers. Cases where ethnicity is unknown are included in counts of non-Hispanic workers.

Note: Data for all years are revised and final. Totals for major categories may include subcategories not shown separately. For complete information on how the data are coded and presented see our definitions page at <http://www.bls.gov/iif/oshcfdef.htm>. Dashes indicate no data reported or data that do not meet publication criteria. CFOI fatal injury counts exclude illness-related deaths unless precipitated by an injury event.

Source: U.S. Department of Labor, Bureau of Labor Statistics, in cooperation with state, New York City, District of Columbia, and federal agencies, Census of Fatal Occupational Injuries, December 16, 2022.

¹ CFOI has used several versions of the North American Industry Classification System (NAICS) since 2003 to define industry. For complete information on the version of NAICS used in this year, see our definitions page at <http://www.bls.gov/iif/oshcdef.htm>. Cases where ownership is unknown are included in private industry counts. Cases classified as foreign government and other government are included in all government counts, but not displayed separately. Cases where industry is unknown are included in the service sector counts.

² Based on the BLS Occupational Injury and Illness Classification System (OIICS) 2.01 implemented for 2011 data forward.

³ Includes fatal injuries at all establishments categorized as Mining (Sector 21) in the North American Industry Classification System, including establishments not governed by the Mine Safety and Health Administration (MSHA) rules and reporting, such as those in Oil and Gas Extraction.

Note: Data for all years are revised and final. Totals for major categories may include subcategories not shown separately. For complete information on how the data are coded and presented see our definitions page at <http://www.bls.gov/iif/oshcdef.htm>. Dashes indicate no data reported or data that do not meet publication criteria. CFOI fatal injury counts exclude illness-related deaths unless precipitated by an injury event.

Source: U.S. Department of Labor, Bureau of Labor Statistics, in cooperation with state, New York City, District of Columbia, and federal agencies, Census of Fatal Occupational Injuries, December 15, 2022

Fatal occupational injuries by selected worker characteristics and selected industry, all ownerships, Washington, 2021

Characteristic	All Industries ¹	All workers (code 000000)
Total:	73	73
Employee status:		
Wage and salary ²	62	62
Self-employed ³	11	11
Gender:		
Women	8	8
Men	65	65
Age:		
Under 16 years	--	--
16 to 17 years	--	--
18 to 19 years	--	--
20 to 24 years	--	--
25 to 34 years	13	13
35 to 44 years	14	14
45 to 54 years	14	14
55 to 64 years	18	18
65 years and over	--	--
Race or ethnic origin⁴:		
White (non-Hispanic)	48	48
Black or African-American (non-Hispanic)	--	--
Hispanic or Latino	16	16
American Indian or Alaska Native (non-Hispanic)	--	--
Asian (non-Hispanic)	3	3
Native Hawaiian or Pacific Islander (non-Hispanic)	--	--
Person of multiple races (non-Hispanic)	--	--
Other races or not reported (non-Hispanic)	--	--
Event or exposure⁵:		
Violence and other injuries by persons or animals	8	8
Intentional injury by person	--	--
Homicides (Intentional injury by other person)	--	--
Suicides (Self-inflicted injury--intentional)	--	--
Transportation incidents	30	30
Aircraft incidents	--	--

Pedestrian vehicular incident	6	6
Roadway incidents involving motorized land vehicle	18	18
Roadway collision with other vehicle	10	10
Roadway noncollision incident	5	5
Nonroadway incidents involving motorized land vehicles	4	4
Nonroadway noncollision incident	--	--
Jack-knifed or overturned, nonroadway	--	--
Fires and explosions	--	--
Falls, slips, trips	12	12
Falls on same level	--	--
Falls to lower level	11	11
Fall from collapsing structure or equipment	--	--
Fall through surface or existing opening	--	--
Exposure to harmful substances or environments	13	13
Exposure to electricity	--	--
Exposure to temperature extremes	--	--
Contact with objects and equipment	10	10
Struck by object or equipment	--	--
Struck by powered vehicle--nontransport	--	--
Struck by falling object or equipment--other than powered vehicle	--	--
Caught in or compressed by equipment or objects	--	--
Caught in running equipment or machinery	--	--
Primary source^{5,6}:		
Chemicals and chemical products	9	9
Containers, furniture, and fixtures	--	--
Machinery	4	4
Agricultural and garden machinery	--	--
Construction, logging, and mining machinery	--	--
Material and personnel handling machinery	--	--
Parts and materials	--	--
Machine, tool, and electric parts	--	--
Persons, plants, animals, and minerals	11	11
Person--other than injured or ill worker	6	6
Relative or domestic partner of injured or ill worker	--	--
Co-worker or work associate of injured or ill worker	--	--
Assailant, suspect, inmate	--	--
Robber	--	--
Plants, trees, vegetation--not processed	--	--
Trees, logs, limbs	--	--
Structures and surfaces	7	7
Buildings--office, plant, residential	--	--
Structures other than buildings	--	--
Scaffolds, staging	--	--
Other structural elements	--	--
Roofs	--	--
Tools, instruments, and equipment	5	5
Ladders	--	--
Vehicles	31	31

Highway vehicles, motorized	26	26
Passenger vehicles--automobiles, buses, and passenger vans	6	6
Trucks--motorized freight hauling and utility	13	13
Multi-purpose highway vehicles	7	7
Off-road and industrial vehicles--powered	--	--
Industrial vehicles, material hauling and transport--powered	--	--
Forklift, order picker, platform truck--powered	--	--
Tractors, PTOs	--	--
Secondary source^{5,7}:		
Chemicals and chemical products	--	--
Containers, furniture, and fixtures	--	--
Machinery	--	--
Parts and materials	--	--
Machine, tool, and electric parts	--	--
Persons, plants, animals, and minerals	5	5
Plants, trees, vegetation--not processed	3	3
Trees, logs, limbs	--	--
Structures and surfaces	17	17
Confined spaces	--	--
Structures other than buildings	--	--
Floors, walkways, ground surfaces	--	--
Tools, instruments, and equipment	7	7
Vehicles	18	18
Highway vehicles, motorized	16	16
Off-road and industrial vehicles--powered	--	--
Nature⁵:		
Traumatic injuries to bones, nerves, spinal cord	5	5
Traumatic injuries to muscles, tendons, ligaments, joints, etc.	--	--
Open wounds	6	6
Gunshot wounds	5	5
Surface wounds and bruises	--	--
Burns and corrosions	--	--
Intracranial injuries	11	11
Effects of environmental conditions	--	--
Multiple traumatic injuries and disorders	25	25
Burns and other injuries, except fractures	--	--
Intracranial injuries and injuries to internal organs	--	--
Other traumatic injuries and disorders	18	18
Asphyxiations, strangulations, suffocations	3	3
Drownings	--	--
Electrocutions, electric shocks	--	--
Internal injuries to organs and blood vessels of the trunk	6	6
Other poisoning, toxic, noxious, or allergenic effects	9	9
Part of body⁵:		
Head	14	14
Neck, including throat	--	--

Trunk	11	11
Chest, including ribs, internal organs	--	--
Back, including spine, spinal cord	--	--
Upper extremities	--	--
Lower extremities	--	--
Body systems	13	13
Multiple body parts	30	30
Head and neck	--	--
Head, neck, and trunk	--	--
Head and trunk	--	--
Other multiple body parts	8	8
Whole body	--	--
Worker activity:		
Vehicular and transportation operations	30	30
Using or operating tools, machinery	6	6
Constructing, repairing, cleaning	9	9
Protective service activities	--	--
Material handling operations	5	5
Physical activities, n.e.c.	8	8
Other activities	--	--
Tending an establishment, waiting on customers	--	--
Location:		
Home	9	9
Farm	3	3
Mine and quarry	--	--
Industrial place and premises	13	13
Place for recreation and sport	--	--
Street and highway	26	26
Public building	9	9
Residential institution	--	--
Occupation⁸:		
Management Occupations	--	--
Business and Financial Operations Occupations	--	--
Computer and Mathematical Occupations	--	--
Architecture and Engineering Occupations	--	--
Life, Physical, and Social Science Occupations	--	--
Community and Social Services Occupations	--	--
Legal Occupations	--	--
Education, Training, and Library Occupations	--	--
Arts, Design, Entertainment, Sports, and Media Occupations	1	1
Healthcare Practitioner and Technical Occupations	--	--
Healthcare Support Occupations	--	--
Protective Service Occupations	6	6
Food Preparation and Serving Related Occupations	--	--
Building and Grounds Cleaning and Maintenance Occupations	5	5
Personal Care and Service Occupations	--	--

Sales and Related Occupations	4	4
Office and Administrative Support Occupations	--	--
Farming, Fishing, and Forestry Occupations	7	7
Construction and Extraction Occupations	13	13
Installation, Maintenance, and Repair Occupations	9	9
Production Occupations	--	--
Transportation and Material Moving Occupations	19	19
Military Specific Occupations ⁹	--	--

¹ CFOI has used several versions of the North American Industry Classification System (NAICS) since 2003 to define industry. For complete information on the version of NAICS used in this year, see our definitions page at <http://www.bls.gov/iif/oshcdef.htm>. Cases where ownership is unknown are included in private industry counts. Cases classified as foreign government and other government are included in all government counts, but not displayed separately. Cases where industry is unknown are included in the service sector counts.

² May include volunteers and workers receiving other types of compensation. Cases where employment status is unknown are included in the counts of wage and salary workers.

³ Includes self-employed workers, owners of unincorporated businesses and farms, paid and unpaid family workers, and may include some owners of incorporated businesses or members of partnerships.

⁴ Persons identified as Hispanic or Latino may be of any race. The race categories shown exclude data for Hispanic and Latino workers. Cases where ethnicity is unknown are included in counts of non-Hispanic workers.

⁵ Based on the BLS Occupational Injury and Illness Classification System (OIICS) 2.01 implemented for 2011 data forward.

⁶ The primary source of a fatal occupational injury is the object, substance, person, bodily motion, or exposure which most directly led to, produced, or inflicted the injury or illness.

⁷ The secondary source of a fatal occupational injury is the object, substance, person, or exposure, other than the source, if any, which most actively generated the source or contributed to the injury or illness.

⁸ CFOI has used several versions of the Standard Occupation Classification (SOC) system since 2003 to define occupation. For complete information on the version of SOC used in this year, see our definitions page at <http://www.bls.gov/iif/oshcdef.htm>. Cases where occupation is unknown are included in the total.

⁹ Includes fatal injuries to persons identified as resident armed forces regardless of individual occupation listed.

Note: Data for all years are revised and final. Totals for major categories may include subcategories not shown separately. For complete information on how the data are coded and presented see our definitions page at <http://www.bls.gov/iif/oshcdef.htm>. Dashes indicate no data reported or data that do not meet publication criteria. N.e.c. means "not elsewhere classified." CFOI fatal injury counts exclude illness-related deaths unless precipitated by an injury event.

Source: U.S. Department of Labor, Bureau of Labor Statistics, in cooperation with state, New York City, District of Columbia, and federal agencies, Census of Fatal Occupational Injuries, December 16, 2022

Fatal occupational injuries by selected worker characteristics and selected occupation, all ownerships, Washington, 2021

Characteristic	All Occupations ^{1,2}	All occupations (code 000000)
Total:	73	73
Employee status:		
Wage and salary ³	62	62
Self-employed ⁴	11	11
Gender:		
Women	8	8
Men	65	65
Age:		
Under 16 years	--	--
16 to 17 years	--	--
18 to 19 years	--	--
20 to 24 years	--	--
25 to 34 years	13	13
35 to 44 years	14	14
45 to 54 years	14	14
55 to 64 years	18	18
65 years and over	--	--
Race or ethnic origin⁵:		
White (non-Hispanic)	48	48
Black or African-American (non-Hispanic)	--	--
Hispanic or Latino	16	16
American Indian or Alaska Native (non-Hispanic)	--	--
Asian (non-Hispanic)	3	3
Native Hawaiian or Pacific Islander (non-Hispanic)	--	--
Person of multiple races (non-Hispanic)	--	--
Other races or not reported (non-Hispanic)	--	--
Event or exposure⁶:		
Violence and other injuries by persons or animals	8	8
Intentional injury by person	--	--
Homicides (Intentional injury by other person)	--	--
Suicides (Self-inflicted injury--intentional)	--	--
Transportation incidents	30	30
Aircraft incidents	--	--

Pedestrian vehicular incident	6	6
Roadway incidents involving motorized land vehicle	18	18
Roadway collision with other vehicle	10	10
Roadway noncollision incident	5	5
Nonroadway incidents involving motorized land vehicles	4	4
Nonroadway noncollision incident	--	--
Jack-knifed or overturned, nonroadway	--	--
Fires and explosions	--	--
Falls, slips, trips	12	12
Falls on same level	--	--
Falls to lower level	11	11
Fall from collapsing structure or equipment	--	--
Fall through surface or existing opening	--	--
Exposure to harmful substances or environments	13	13
Exposure to electricity	--	--
Exposure to temperature extremes	--	--
Contact with objects and equipment	10	10
Struck by object or equipment	--	--
Struck by powered vehicle--nontransport	--	--
Struck by falling object or equipment--other than powered vehicle	--	--
Caught in or compressed by equipment or objects	--	--
Caught in running equipment or machinery	--	--
Primary source^{6,7}:		
Chemicals and chemical products	9	9
Containers, furniture, and fixtures	--	--
Machinery	4	4
Agricultural and garden machinery	--	--
Construction, logging, and mining machinery	--	--
Material and personnel handling machinery	--	--
Parts and materials	--	--
Machine, tool, and electric parts	--	--
Persons, plants, animals, and minerals	11	11
Person--other than injured or ill worker	6	6
Relative or domestic partner of injured or ill worker	--	--
Co-worker or work associate of injured or ill worker	--	--
Assailant, suspect, inmate	--	--
Robber	--	--
Plants, trees, vegetation--not processed	--	--
Trees, logs, limbs	--	--
Structures and surfaces	7	7
Buildings--office, plant, residential	--	--
Structures other than buildings	--	--
Scaffolds, staging	--	--
Other structural elements	--	--
Roofs	--	--
Tools, instruments, and equipment	5	5
Ladders	--	--
Vehicles	31	31

Highway vehicles, motorized	26	26
Passenger vehicles--automobiles, buses, and passenger vans	6	6
Trucks--motorized freight hauling and utility	13	13
Multi-purpose highway vehicles	7	7
Off-road and industrial vehicles--powered	--	--
Industrial vehicles, material hauling and transport--powered	--	--
Forklift, order picker, platform truck--powered	--	--
Tractors, PTOs	--	--
Secondary source^{6,8}:		
Chemicals and chemical products	--	--
Containers, furniture, and fixtures	--	--
Machinery	--	--
Parts and materials	--	--
Machine, tool, and electric parts	--	--
Persons, plants, animals, and minerals	5	5
Plants, trees, vegetation--not processed	3	3
Trees, logs, limbs	--	--
Structures and surfaces	17	17
Confined spaces	--	--
Structures other than buildings	--	--
Floors, walkways, ground surfaces	--	--
Tools, instruments, and equipment	7	7
Vehicles	18	18
Highway vehicles, motorized	16	16
Off-road and industrial vehicles--powered	--	--
Nature⁶:		
Traumatic injuries to bones, nerves, spinal cord	5	5
Traumatic injuries to muscles, tendons, ligaments, joints, etc.	--	--
Open wounds	6	6
Gunshot wounds	5	5
Surface wounds and bruises	--	--
Burns and corrosions	--	--
Intracranial injuries	11	11
Effects of environmental conditions	--	--
Multiple traumatic injuries and disorders	25	25
Burns and other injuries, except fractures	--	--
Intracranial injuries and injuries to internal organs	--	--
Other traumatic injuries and disorders	18	18
Asphyxiations, strangulations, suffocations	3	3
Drownings	--	--
Electrocutions, electric shocks	--	--
Internal injuries to organs and blood vessels of the trunk	6	6
Other poisoning, toxic, noxious, or allergenic effects	9	9
Part of body⁶:		
Head	14	14
Neck, including throat	--	--

Trunk	11	11
Chest, including ribs, internal organs	--	--
Back, including spine, spinal cord	--	--
Upper extremities	--	--
Lower extremities	--	--
Body systems	13	13
Multiple body parts	30	30
Head and neck	--	--
Head, neck, and trunk	--	--
Head and trunk	--	--
Other multiple body parts	8	8
Whole body	--	--
Worker activity:		
Vehicular and transportation operations	30	30
Using or operating tools, machinery	6	6
Constructing, repairing, cleaning	9	9
Protective service activities	--	--
Material handling operations	5	5
Physical activities, n.e.c.	8	8
Other activities	--	--
Tending an establishment, waiting on customers	--	--
Location:		
Home	9	9
Farm	3	3
Mine and quarry	--	--
Industrial place and premises	13	13
Place for recreation and sport	--	--
Street and highway	26	26
Public building	9	9
Residential institution	--	--
Private industry⁹:	67	67
Goods producing	--	--
Natural resources and mining ¹⁰	12	12
Construction	18	18
Manufacturing	--	--
Service providing	--	--
Trade, transportation, and utilities	20	20
Information	--	--
Financial activities	--	--
Professional and business services	7	7
Educational and health services	--	--
Leisure and hospitality	--	--
Other services, except public administration	5	5
Government¹¹:	--	--
Federal government	--	--
State government	--	--

¹ CFOI has used several versions of the Standard Occupation Classification (SOC) system since 2003 to define occupation. For complete information on the version of SOC used in this year, see our definitions page at <http://www.bls.gov/iif/oshcdef.htm>. Cases where occupation is unknown are included in the total.

² Includes fatal injuries to persons identified as resident armed forces regardless of individual occupation listed.

³ May include volunteers and workers receiving other types of compensation. Cases where employment status is unknown are included in the counts of wage and salary workers.

⁴ Includes self-employed workers, owners of unincorporated businesses and farms, paid and unpaid family workers, and may include some owners of incorporated businesses or members of partnerships.

⁵ Persons identified as Hispanic or Latino may be of any race. The race categories shown exclude data for Hispanic and Latino workers. Cases where ethnicity is unknown are included in counts of non-Hispanic workers.

⁶ Based on the BLS Occupational Injury and Illness Classification System (OIICS) 2.01 implemented for 2011 data forward.

⁷ The primary source of a fatal occupational injury is the object, substance, person, bodily motion, or exposure which most directly led to, produced, or inflicted the injury or illness.

⁸ The secondary source of a fatal occupational injury is the object, substance, person, or exposure, other than the source, if any, which most actively generated the source or contributed to the injury or illness.

⁹ CFOI has used several versions of the North American Industry Classification System (NAICS) since 2003 to define industry. For complete information on the version of NAICS used in this year, see our definitions page at <http://www.bls.gov/iif/oshcdef.htm>. Cases where ownership is unknown are included in private industry counts. Cases classified as foreign government and other government are included in all government counts, but not displayed separately. Cases where industry is unknown are included in the service sector counts.

¹⁰ Includes fatal injuries at all establishments categorized as Mining (Sector 21) in the North American Industry Classification System, including establishments not governed by the Mine Safety and Health Administration (MSHA) rules and reporting, such as those in Oil and Gas Extraction.

¹¹ Includes fatal injuries to workers employed by governmental organizations regardless of industry.

Note: Data for all years are revised and final. Totals for major categories may include subcategories not shown separately. For complete information on how the data are coded and presented see our definitions page at <http://www.bls.gov/iif/oshcdef.htm>. Dashes indicate no data reported or data that do not meet publication criteria. N.e.c. means "not elsewhere classified." CFOI fatal injury counts exclude illness-related deaths unless precipitated by an injury event.

Source: U.S. Department of Labor, Bureau of Labor Statistics, in cooperation with state, New York City, District of Columbia, and federal agencies, Census of Fatal Occupational Injuries, December 16, 2022

Fatal occupational injuries by selected worker characteristics and selected primary source, all ownerships, Washington, 2021

Characteristic	All primary sources ^{1,2}	All sources (code 0000XX)
Total:	73	73
Employee status:		
Wage and salary ³	62	62
Self-employed ⁴	11	11
Gender:		
Women	8	8
Men	65	65
Age:		
Under 16 years	--	--
16 to 17 years	--	--
18 to 19 years	--	--
20 to 24 years	--	--
25 to 34 years	13	13
35 to 44 years	14	14
45 to 54 years	14	14
55 to 64 years	18	18
65 years and over	--	--
Race or ethnic origin⁵:		
White (non-Hispanic)	48	48
Black or African-American (non-Hispanic)	--	--
Hispanic or Latino	16	16
American Indian or Alaska Native (non-Hispanic)	--	--
Asian (non-Hispanic)	3	3
Native Hawaiian or Pacific Islander (non-Hispanic)	--	--
Person of multiple races (non-Hispanic)	--	--
Other races or not reported (non-Hispanic)	--	--
Event or exposure¹:		
Violence and other injuries by persons or animals	8	8
Intentional injury by person	--	--
Homicides (Intentional injury by other person)	--	--
Suicides (Self-inflicted injury--intentional)	--	--
Transportation incidents	30	30
Aircraft incidents	--	--

Pedestrian vehicular incident	6	6
Roadway incidents involving motorized land vehicle	18	18
Roadway collision with other vehicle	10	10
Roadway noncollision incident	5	5
Nonroadway incidents involving motorized land vehicles	4	4
Nonroadway noncollision incident	--	--
Jack-knifed or overturned, nonroadway	--	--
Fires and explosions	--	--
Falls, slips, trips	12	12
Falls on same level	--	--
Falls to lower level	11	11
Fall from collapsing structure or equipment	--	--
Fall through surface or existing opening	--	--
Exposure to harmful substances or environments	13	13
Exposure to electricity	--	--
Exposure to temperature extremes	--	--
Contact with objects and equipment	10	10
Struck by object or equipment	--	--
Struck by powered vehicle--nontransport	--	--
Struck by falling object or equipment--other than powered vehicle	--	--
Caught in or compressed by equipment or objects	--	--
Caught in running equipment or machinery	--	--
Nature¹:		
Traumatic injuries to bones, nerves, spinal cord	5	5
Traumatic injuries to muscles, tendons, ligaments, joints, etc.	--	--
Open wounds	6	6
Gunshot wounds	5	5
Surface wounds and bruises	--	--
Burns and corrosions	--	--
Intracranial injuries	11	11
Effects of environmental conditions	--	--
Multiple traumatic injuries and disorders	25	25
Burns and other injuries, except fractures	--	--
Intracranial injuries and injuries to internal organs	--	--
Other traumatic injuries and disorders	18	18
Asphyxiations, strangulations, suffocations	3	3
Drownings	--	--
Electrocutions, electric shocks	--	--
Internal injuries to organs and blood vessels of the trunk	6	6
Other poisoning, toxic, noxious, or allergenic effects	9	9
Part of body¹:		
Head	14	14
Neck, including throat	--	--
Trunk	11	11
Chest, including ribs, internal organs	--	--
Back, including spine, spinal cord	--	--
Upper extremities	--	--

Lower extremities	--	--
Body systems	13	13
Multiple body parts	30	30
Head and neck	--	--
Head, neck, and trunk	--	--
Head and trunk	--	--
Other multiple body parts	8	8
Whole body	--	--
Worker activity:		
Vehicular and transportation operations	30	30
Using or operating tools, machinery	6	6
Constructing, repairing, cleaning	9	9
Protective service activities	--	--
Material handling operations	5	5
Physical activities, n.e.c.	8	8
Other activities	--	--
Tending an establishment, waiting on customers	--	--
Location:		
Home	9	9
Farm	3	3
Mine and quarry	--	--
Industrial place and premises	13	13
Place for recreation and sport	--	--
Street and highway	26	26
Public building	9	9
Residential institution	--	--
Occupation⁶:		
Management Occupations	--	--
Business and Financial Operations Occupations	--	--
Computer and Mathematical Occupations	--	--
Architecture and Engineering Occupations	--	--
Life, Physical, and Social Science Occupations	--	--
Community and Social Services Occupations	--	--
Legal Occupations	--	--
Education, Training, and Library Occupations	--	--
Arts, Design, Entertainment, Sports, and Media Occupations	1	1
Healthcare Practitioner and Technical Occupations	--	--
Healthcare Support Occupations	--	--
Protective Service Occupations	6	6
Food Preparation and Serving Related Occupations	--	--
Building and Grounds Cleaning and Maintenance Occupations	5	5
Personal Care and Service Occupations	--	--
Sales and Related Occupations	4	4
Office and Administrative Support Occupations	--	--
Farming, Fishing, and Forestry Occupations	7	7
Construction and Extraction Occupations	13	13

Installation, Maintenance, and Repair Occupations	9	9
Production Occupations	--	--
Transportation and Material Moving Occupations	19	19
Military Specific Occupations ⁷	--	--
Private industry⁸:	67	67
Goods producing	--	--
Natural resources and mining ⁹	12	12
Construction	18	18
Manufacturing	--	--
Service providing	--	--
Trade, transportation, and utilities	20	20
Information	--	--
Financial activities	--	--
Professional and business services	7	7
Educational and health services	--	--
Leisure and hospitality	--	--
Other services, except public administration	5	5
Government¹⁰:	--	--
Federal government	--	--
State government	1	1
Local government	4	4

¹ Based on the BLS Occupational Injury and Illness Classification System (OIICS) 2.01 implemented for 2011 data forward.

² The primary source of a fatal occupational injury is the object, substance, person, bodily motion, or exposure which most directly led to, produced, or inflicted the injury or illness.

³ May include volunteers and workers receiving other types of compensation. Cases where employment status is unknown are included in the counts of wage and salary workers.

⁴ Includes self-employed workers, owners of unincorporated businesses and farms, paid and unpaid family workers, and may include some owners of incorporated businesses or members of partnerships.

⁵ Persons identified as Hispanic or Latino may be of any race. The race categories shown exclude data for Hispanic and Latino workers. Cases where ethnicity is unknown are included in counts of non-Hispanic workers.

⁶ CFOI has used several versions of the Standard Occupation Classification (SOC) system since 2003 to define occupation. For complete information on the version of SOC used in this year, see our definitions page at <http://www.bls.gov/iif/oshcdef.htm>. Cases where occupation is unknown are included in the total.

⁷ Includes fatal injuries to persons identified as resident armed forces regardless of individual occupation listed.

⁸ CFOI has used several versions of the North American Industry Classification System (NAICS) since 2003 to define industry. For complete information on the version of NAICS used in this year, see our definitions page at <http://www.bls.gov/iif/oshcdef.htm>. Cases where ownership is unknown are included in private industry counts. Cases classified as foreign government and other government are included in all government counts, but not displayed separately. Cases where industry is unknown are included in the service sector counts.

⁹ Includes fatal injuries at all establishments categorized as Mining (Sector 21) in the North American Industry Classification System, including establishments not governed by the Mine Safety and Health Administration (MSHA) rules and reporting, such as those in Oil and Gas Extraction.

¹⁰ Includes fatal injuries to workers employed by governmental organizations regardless of industry.

Note: Data for all years are revised and final. Totals for major categories may include subcategories not shown separately. For complete information on how the data are coded and presented see our definitions page at <http://www.bls.gov/iif/oshcdef.htm>. Dashes indicate no data reported or data that do not meet publication criteria. N.e.c. means "not elsewhere classified." CFOI fatal injury counts exclude illness-related deaths unless precipitated by an injury event.

Source: U.S. Department of Labor, Bureau of Labor Statistics, in cooperation with state, New York City, District of Columbia, and federal agencies, Census of Fatal Occupational Injuries, December 16, 2022

Fatal occupational injuries by selected worker characteristics and selected event or exposure, all ownerships, Washington, 2021

Characteristic	All Events ¹	All events and exposures (code 0000)
Total:	73	73
Employee status:		
Wage and salary ²	62	62
Self-employed ³	11	11
Gender:		
Women	8	8
Men	65	65
Age:		
Under 16 years	--	--
16 to 17 years	--	--
18 to 19 years	--	--
20 to 24 years	--	--
25 to 34 years	13	13
35 to 44 years	14	14
45 to 54 years	14	14
55 to 64 years	18	18
65 years and over	--	--
Race or ethnic origin⁴:		
White (non-Hispanic)	48	48
Black or African-American (non-Hispanic)	--	--
Hispanic or Latino	16	16
American Indian or Alaska Native (non-Hispanic)	--	--
Asian (non-Hispanic)	3	3
Native Hawaiian or Pacific Islander (non-Hispanic)	--	--
Person of multiple races (non-Hispanic)	--	--
Other races or not reported (non-Hispanic)	--	--
Primary source^{1,5}:		
Chemicals and chemical products	9	9
Containers, furniture, and fixtures	--	--
Machinery	4	4
Agricultural and garden machinery	--	--
Construction, logging, and mining machinery	--	--
Material and personnel handling machinery	--	--

Parts and materials	--	--
Machine, tool, and electric parts	--	--
Persons, plants, animals, and minerals	11	11
Person--other than injured or ill worker	6	6
Relative or domestic partner of injured or ill worker	--	--
Co-worker or work associate of injured or ill worker	--	--
Assailant, suspect, inmate	--	--
Robber	--	--
Plants, trees, vegetation--not processed	--	--
Trees, logs, limbs	--	--
Structures and surfaces	7	7
Buildings--office, plant, residential	--	--
Structures other than buildings	--	--
Scaffolds, staging	--	--
Other structural elements	--	--
Roofs	--	--
Tools, instruments, and equipment	5	5
Ladders	--	--
Vehicles	31	31
Highway vehicles, motorized	26	26
Passenger vehicles--automobiles, buses, and passenger vans	6	6
Trucks--motorized freight hauling and utility	13	13
Multi-purpose highway vehicles	7	7
Off-road and industrial vehicles--powered	--	--
Industrial vehicles, material hauling and transport--powered	--	--
Forklift, order picker, platform truck--powered	--	--
Tractors, PTOs	--	--
Secondary source^{1,6}:		
Chemicals and chemical products	--	--
Containers, furniture, and fixtures	--	--
Machinery	--	--
Parts and materials	--	--
Machine, tool, and electric parts	--	--
Persons, plants, animals, and minerals	5	5
Plants, trees, vegetation--not processed	3	3
Trees, logs, limbs	--	--
Structures and surfaces	17	17
Confined spaces	--	--
Structures other than buildings	--	--
Floors, walkways, ground surfaces	--	--
Tools, instruments, and equipment	7	7
Vehicles	18	18
Highway vehicles, motorized	16	16
Off-road and industrial vehicles--powered	--	--
Nature¹:		
Traumatic injuries to bones, nerves, spinal cord	5	5
Traumatic injuries to muscles, tendons, ligaments, joints, etc.	--	--

Open wounds	6	6
Gunshot wounds	5	5
Surface wounds and bruises	--	--
Burns and corrosions	--	--
Intracranial injuries	11	11
Effects of environmental conditions	--	--
Multiple traumatic injuries and disorders	25	25
Burns and other injuries, except fractures	--	--
Intracranial injuries and injuries to internal organs	--	--
Other traumatic injuries and disorders	18	18
Asphyxiations, strangulations, suffocations	3	3
Drownings	--	--
Electrocutions, electric shocks	--	--
Internal injuries to organs and blood vessels of the trunk	6	6
Other poisoning, toxic, noxious, or allergenic effects	9	9
Part of body¹:		
Head	14	14
Neck, including throat	--	--
Trunk	11	11
Chest, including ribs, internal organs	--	--
Back, including spine, spinal cord	--	--
Upper extremities	--	--
Lower extremities	--	--
Body systems	13	13
Multiple body parts	30	30
Head and neck	--	--
Head, neck, and trunk	--	--
Head and trunk	--	--
Other multiple body parts	8	8
Whole body	--	--
Worker activity:		
Vehicular and transportation operations	30	30
Using or operating tools, machinery	6	6
Constructing, repairing, cleaning	9	9
Protective service activities	--	--
Material handling operations	5	5
Physical activities, n.e.c.	8	8
Other activities	--	--
Tending an establishment, waiting on customers	--	--
Location:		
Home	9	9
Farm	3	3
Mine and quarry	--	--
Industrial place and premises	13	13
Place for recreation and sport	--	--
Street and highway	26	26

Public building	9	9
Residential institution	--	--
Occupation⁷:		
Management Occupations	--	--
Business and Financial Operations Occupations	--	--
Computer and Mathematical Occupations	--	--
Architecture and Engineering Occupations	--	--
Life, Physical, and Social Science Occupations	--	--
Community and Social Services Occupations	--	--
Legal Occupations	--	--
Education, Training, and Library Occupations	--	--
Arts, Design, Entertainment, Sports, and Media Occupations	1	1
Healthcare Practitioner and Technical Occupations	--	--
Healthcare Support Occupations	--	--
Protective Service Occupations	6	6
Food Preparation and Serving Related Occupations	--	--
Building and Grounds Cleaning and Maintenance Occupations	5	5
Personal Care and Service Occupations	--	--
Sales and Related Occupations	4	4
Office and Administrative Support Occupations	--	--
Farming, Fishing, and Forestry Occupations	7	7
Construction and Extraction Occupations	13	13
Installation, Maintenance, and Repair Occupations	9	9
Production Occupations	--	--
Transportation and Material Moving Occupations	19	19
Military Specific Occupations ⁸	--	--
Private industry⁹:	67	67
Goods producing	--	--
Natural resources and mining ¹⁰	12	12
Construction	18	18
Manufacturing	--	--
Service providing	--	--
Trade, transportation, and utilities	20	20
Information	--	--
Financial activities	--	--
Professional and business services	7	7
Educational and health services	--	--
Leisure and hospitality	--	--
Other services, except public administration	5	5
Government¹¹:	--	--
Federal government	--	--
State government	1	1
Local government	4	4

¹ Based on the BLS Occupational Injury and Illness Classification System (OIICS) 2.01 implemented for 2011 data forward.

² May include volunteers and workers receiving other types of compensation. Cases where employment status is unknown are included in the counts of wage and salary workers.

³ Includes self-employed workers, owners of unincorporated businesses and farms, paid and unpaid family workers, and may include some owners of incorporated businesses or members of partnerships.

⁴ Persons identified as Hispanic or Latino may be of any race. The race categories shown exclude data for Hispanic and Latino workers. Cases where ethnicity is unknown are included in counts of non-Hispanic workers.

⁵ The primary source of a fatal occupational injury is the object, substance, person, bodily motion, or exposure which most directly led to, produced, or inflicted the injury or illness.

⁶ The secondary source of a fatal occupational injury is the object, substance, person, or exposure, other than the source, if any, which most actively generated the source or contributed to the injury or illness.

⁷ CFOI has used several versions of the Standard Occupation Classification (SOC) system since 2003 to define occupation. For complete information on the version of SOC used in this year, see our definitions page at <http://www.bls.gov/iif/oshcdef.htm>. Cases where occupation is unknown are included in the total.

⁸ Includes fatal injuries to persons identified as resident armed forces regardless of individual occupation listed.

⁹ CFOI has used several versions of the North American Industry Classification System (NAICS) since 2003 to define industry. For complete information on the version of NAICS used in this year, see our definitions page at <http://www.bls.gov/iif/oshcdef.htm>. Cases where ownership is unknown are included in private industry counts. Cases classified as foreign government and other government are included in all government counts, but not displayed separately. Cases where industry is unknown are included in the service sector counts.

¹⁰ Includes fatal injuries at all establishments categorized as Mining (Sector 21) in the North American Industry Classification System, including establishments not governed by the Mine Safety and Health Administration (MSHA) rules and reporting, such as those in Oil and Gas Extraction.

¹¹ Includes fatal injuries to workers employed by governmental organizations regardless of industry.

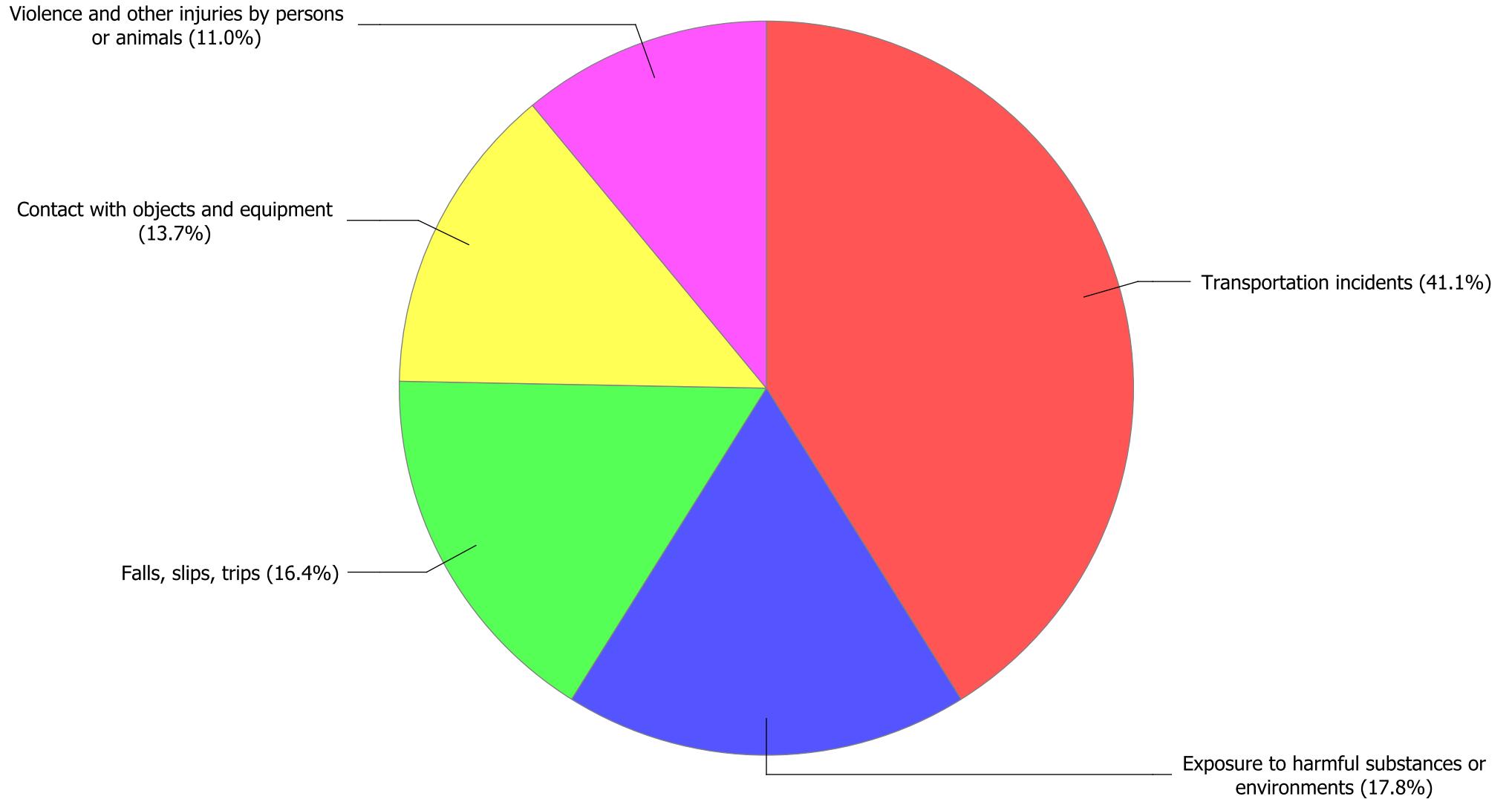
Note: Data for all years are revised and final. Totals for major categories may include subcategories not shown separately. For complete information on how the data are coded and presented see our definitions page at <http://www.bls.gov/iif/oshcdef.htm>. Dashes indicate no data reported or data that do not meet publication criteria. N.e.c. means "not elsewhere classified." CFOI fatal injury counts exclude illness-related deaths unless precipitated by an injury event.

Source: U.S. Department of Labor, Bureau of Labor Statistics, in cooperation with state, New York City, District of Columbia, and federal agencies, Census of Fatal Occupational Injuries, December 16, 2022

Workplace fatal injuries by event or exposure, all ownerships, Washington, 2021 (73 total fatal injuries)

Characteristics	Value
Fires and explosions	-
Transportation incidents	30
Exposure to harmful substances or environments	13
Falls, slips, trips	12
Contact with objects and equipment	10
Violence and other injuries by persons or animals	8
Other not reported	0

Workplace fatal injuries by event or exposure, all ownerships, Washington, 2021 (73 total fatal injuries)

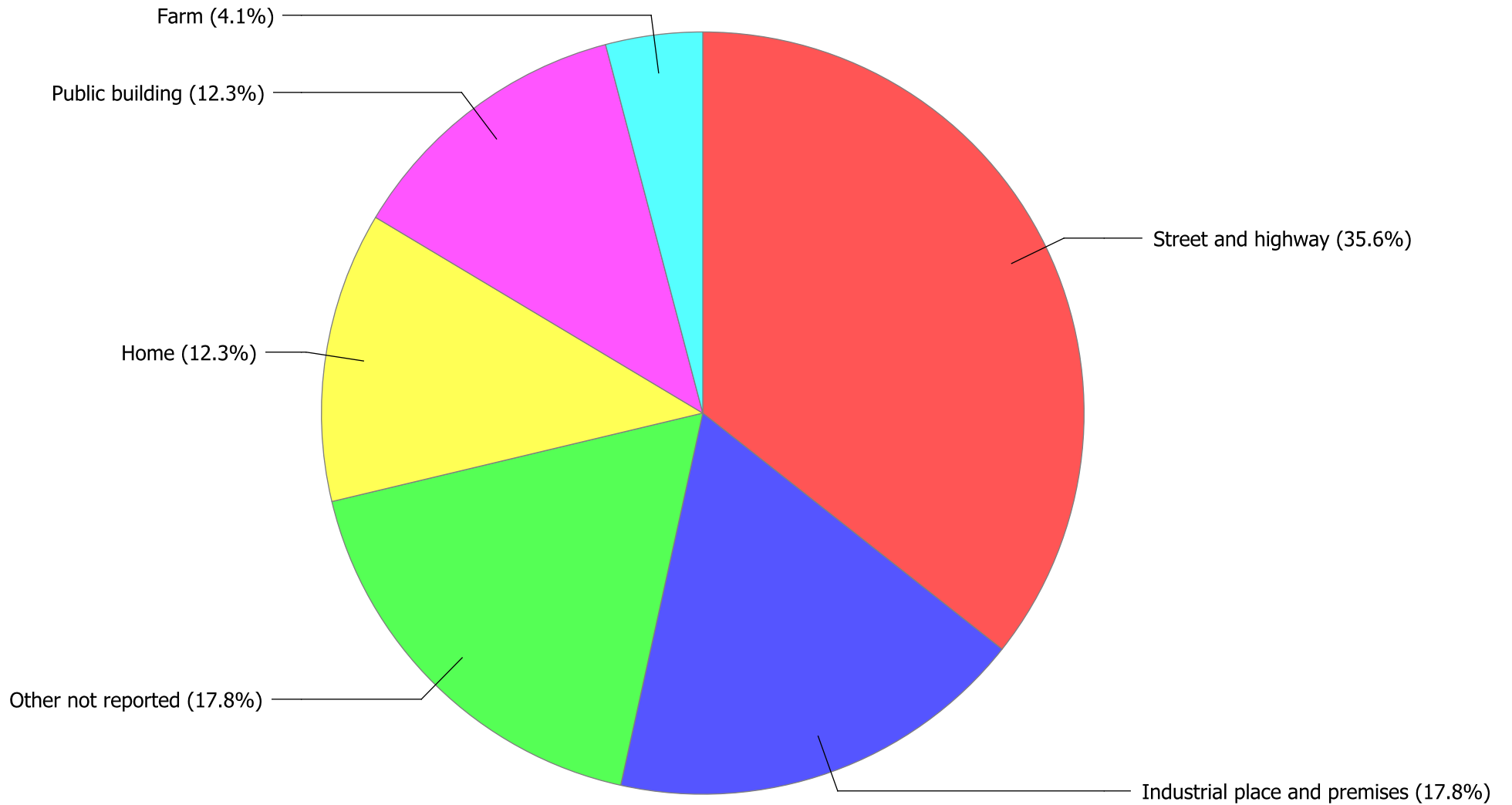


[SOURCE : U.S. Bureau of Labor Statistics, U.S. Department of Labor, 2022]

Fatal work injuries by location, all ownerships, Washington, 2021 (73 total fatal injuries)

Characteristics	Value
Mine and quarry	-
Place for recreation and sport	-
Residential institution	-
Street and highway	26
Industrial place and premises	13
Other not reported	13
Home	9
Public building	9
Farm	3

Fatal work injuries by location, all ownerships, Washington, 2021 (73 total fatal injuries)

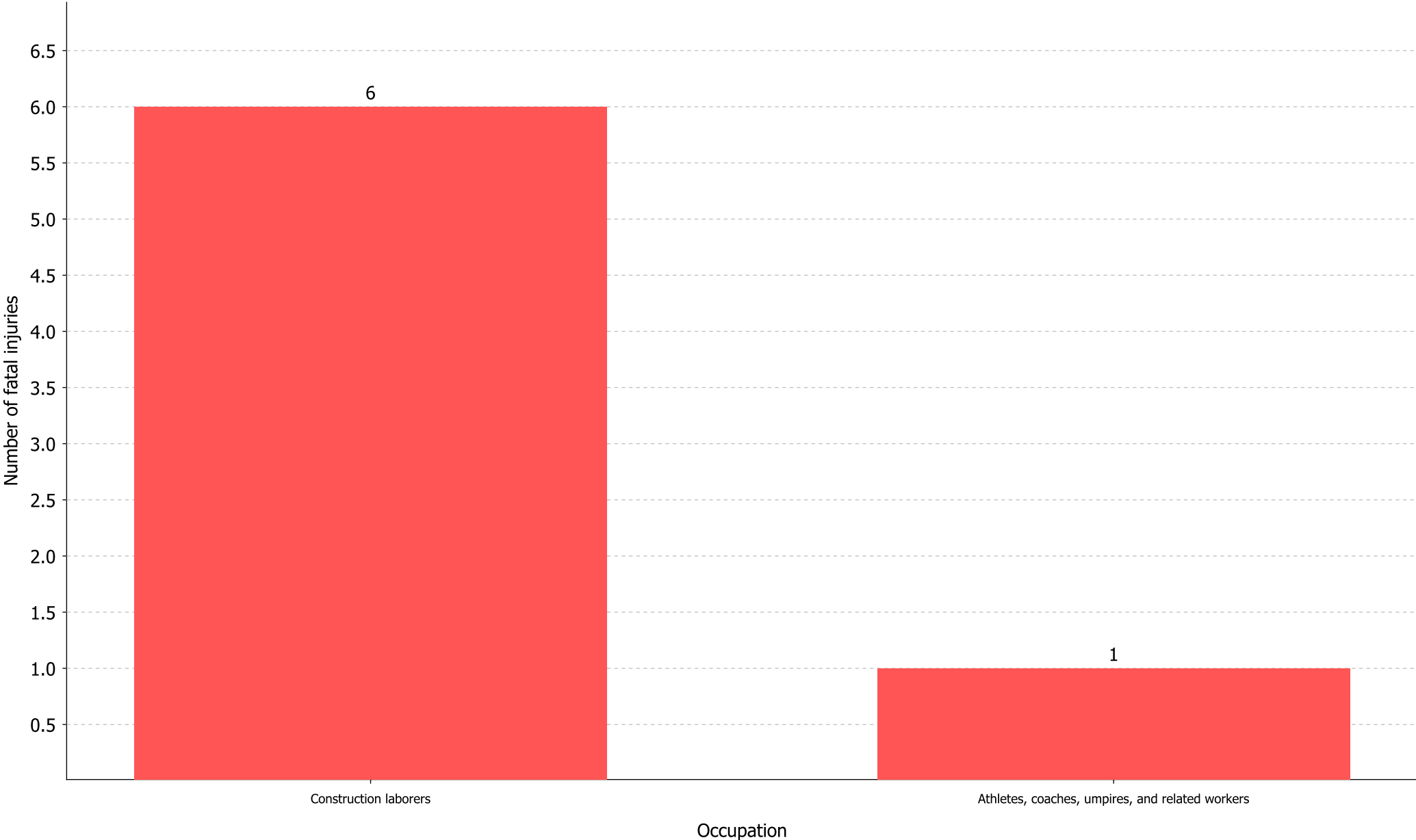


[SOURCE : U.S. Bureau of Labor Statistics, U.S. Department of Labor, 2022]

Occupations with the largest number of worker fatal injuries, all ownerships, Washington, 2021 (73 total fatal injuries)

Characteristics	Value
Construction laborers	6
Athletes, coaches, umpires, and related workers	1

Occupations with the largest number of worker fatal injuries, all ownerships, Washington, 2021 (73 total fatal injuries)



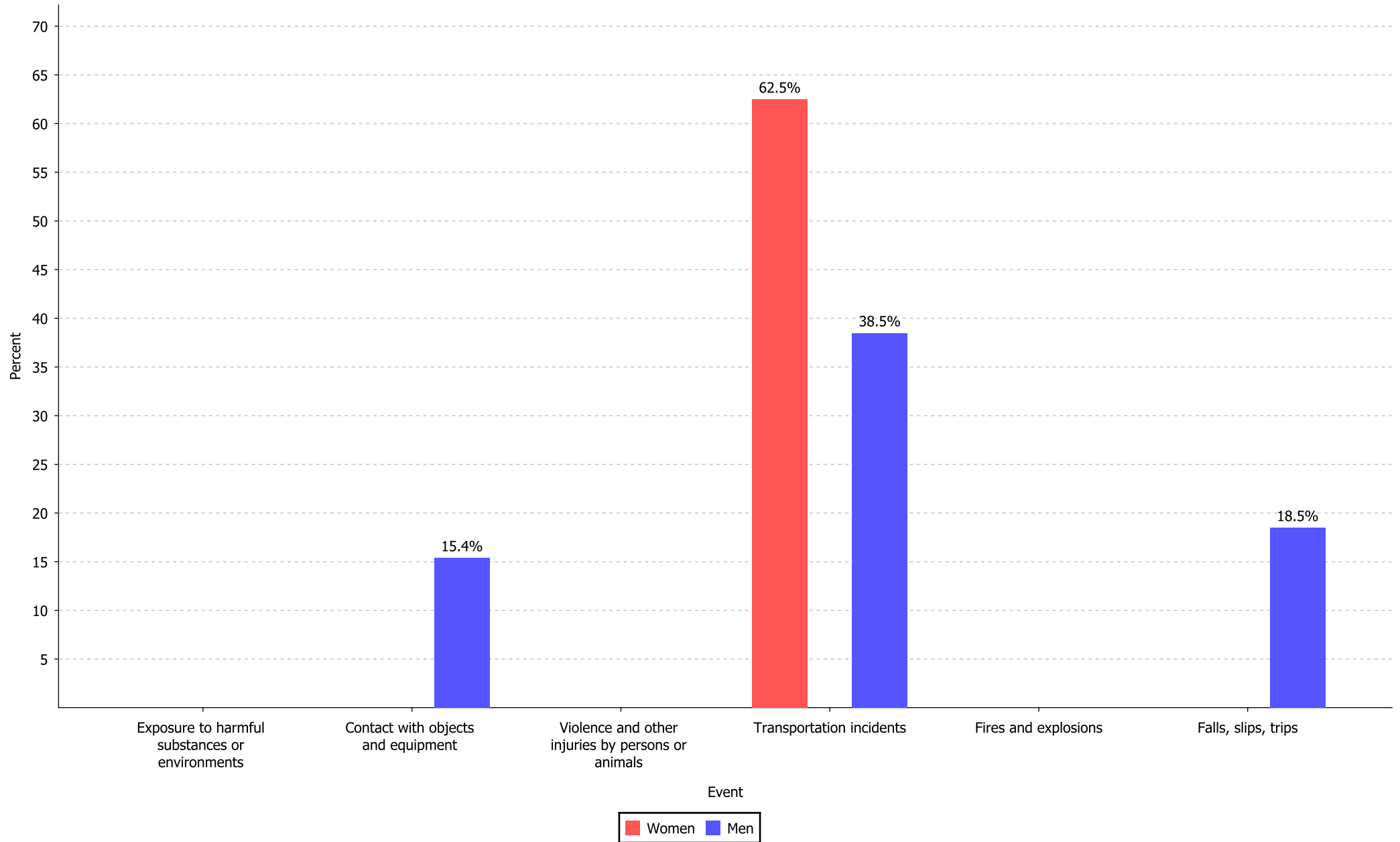
[SOURCE : U.S. Bureau of Labor Statistics, U.S. Department of Labor, 2022]

Fatal work injuries varied between men and women, all ownerships, Washington, 2021 (65 men, 8 women)

Characteristics	Men	Women
Exposure to harmful substances or environments	-	-
Contact with objects and equipment	10	-
Violence and other injuries by persons or animals	-	-
Transportation incidents	25	5
Fires and explosions	-	-
Falls, slips, trips	12	-

Fatal work injuries varied between men and women, all ownerships, Washington, 2021 (65 men, 8 women)

[SOURCE : U.S. Bureau of Labor Statistics, U.S. Department of Labor, 2022]



Fatal occupational injuries in the mining industry, all ownerships, Washington, 2021 (-- total fatal injuries)

Characteristics	Value
Oil and gas extraction	-
Coal mining	-
Metal ore mining	-
Nonmetallic mineral mining and quarrying	-
Drilling oil and gas wells	-
Support activities for oil and gas operations	-
Other	-

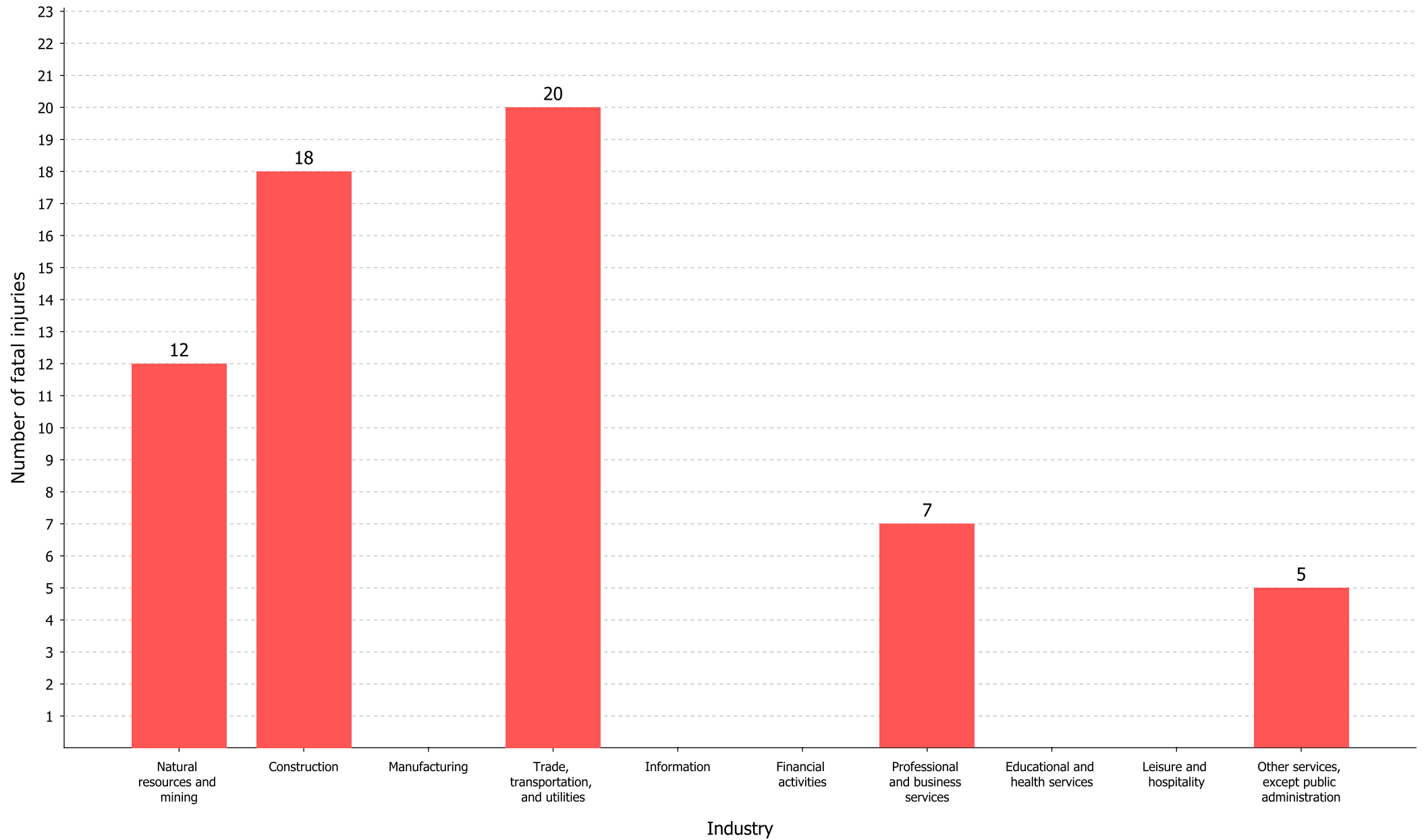
Fatal occupational injuries in the mining industry, all ownerships, Washington, 2021 (-- total fatal injuries)

[SOURCE : U.S. Bureau of Labor Statistics, U.S. Department of Labor, 2022]

Fatal work injuries in selected industries, all ownerships, Washington, 2021 (73 total fatal injuries)

Characteristics	Value
Natural resources and mining	12
Construction	18
Manufacturing	-
Trade, transportation, and utilities	20
Information	-
Financial activities	-
Professional and business services	7
Educational and health services	-
Leisure and hospitality	-
Other services, except public administration	5

Fatal work injuries in selected industries, all ownerships, Washington, 2021 (73 total fatal injuries)



[SOURCE : U.S. Bureau of Labor Statistics, U.S. Department of Labor, 2022]