

Department of Labor and Industries
 Apprenticeship Section
 PO Box 44530
 Olympia WA 98504-4530



Request for Revision of Standards

For L&I Staff Use Only	
<i>EH</i> 8/30/23	<i>Teri Gardner</i> 8-30-23
<i>EH</i> 9/6/23	<i>Teri Gardner</i> 9-6-23
L&I Apprenticeship Consultant	L&I Admin

TO: Washington State Apprenticeship & Training Council
 FROM: WASHINGTON STATE UBC JATC - 128

Please update our Standards of Apprenticeship to reflect the following changes:

- Additions shall be underlined (underlined).
- Deletions shall be struck through (~~struck through~~).
- See attached.

Form must be signed by Committee Chair *and* Secretary or Program's Authorized Signer

<input type="checkbox"/> Chair	Date	<input type="checkbox"/> Secretary	Date
<input checked="" type="checkbox"/> Authorized Signer	09/06/23		
Print Name: Paula Resa		Print Name:	
Signature: <i>Paula Resa</i>		Signature:	

Approved By: Washington State Apprenticeship & Training Council
Signature of Secretary of the WSATC:
Date:

Attach additional sheets if necessary

Occupational Objective(s):
FLOOR INSTALLATION

SOC#
47-2042.00

Term [WAC 296-05-015]
8000 HOURS

IV. TERM OF APPRENTICESHIP:

A. Boat Builder, Cabinet Maker, Carpenter, Floor Installation, Piledriver, Bridge Dock & Wharf Builder, Carpenter/Scaffold Erector, Lathing, Acoustical and Drywall Systems Installers, Maintenance Carpenter, Millwright, Residential Carpenter and Shipwright.

V. INITIAL PROBATIONARY PERIOD:

C. All apprentices employed in accordance with these Standards shall be subject to a probationary period not exceeding the following:

Occupation	
Boat Builder	1,300 hours
Cabinet Maker	1,300 hours
Carpenter	1,300 hours
Piledriver, Bridge, Dock & Wharf Builder	1,300 hours
Carpenter, Scaffold Erector	1,300 hours
Drywall Finisher (Taper)	650 hours
<u>Floor Installation</u>	<u>1,300 hours</u>
Insulation Applicator	650 hours
Lathing, Acoustical and Drywall Systems Installer	1,300 hours
Maintenance Carpenter	1,300 hours
Millwright	1,300 hours
Residential Carpenter	1,300 hours
Shipwright	1,300 hours

VII. APPRENTICE WAGES AND WAGE PROGRESSION:

C.

Boat Builder, Carpenter, Floor Installation, Piledriver, Bridge Dock & Wharf Builder, Carpenter/Scaffold Erector, Lathing, Acoustical and Drywall Systems Installers, Maintenance Carpenter, Millwright, Residential Carpenter and Shipwright.

VIII. WORK PROCESSES:

[Please adjust numbering accordingly]

D. <u>Floor Installation</u>	<u>Approximate Hours</u>
1. <u>Core Skills: Care and use of tools, safety, clean up</u>	1000
2. <u>Preparation: Demo, Substrate installation, patching cleaning, leveling, environmental, conditions, grinding, sanding,.....</u>	1200
3. <u>Materials: Handling, job staging, roll sequencing, jobsite documentation, material disposal.....</u>	800
4. <u>Layout & Installation: repairing, adhering, nailing, caulking, seaming, Trowling, joining, sewing, cutting, fitting, binding</u>	3500

5. Supplemental Skills: Sanding, finishing, stripping, cleaning, waxing, sealing and installation
of protective covering, removal of any existing flooring 1500

Total Hours: 8000

XII. SUBCOMMITTEE:

Washington Millwright Sub-Committee:

The employer representatives shall be:

~~Martin Bradley, Chair
P.O. Box 13157
Mill Creek, WA 98082-1157~~

~~Brandon Souza
Universal Plant Services, Inc.
225 N. Hill Blvd.
Burlington, WA 98233~~

~~Randy Manthey
Dresser-Rand
225 S. Lucile St.
Seattle, WA 98108~~

~~Ron Hubacka, Alternate
General Mechanical Inc.
2316 S. State St.
Tacoma, WA 98405~~

~~Christopher Jones, Alternate
APM/ GE Power Services
3225 Pasadena Blvd.
Pasadena, TX 77503~~

The employee representatives shall be:

~~Dave Quinn, Secretary
515 Neel St. Ste. 101
Kennewick, WA 99336~~

~~Edwin Marston
515 Neel St. Ste. 101
Kennewick, WA 99336~~

~~Jeremiah Johnson
1636 E. Burnside St.
Portland, OR 97214~~

Eastern Washington/Northern Idaho Sub-Committee:

The employer representatives shall be:

~~Marty Barth, Chair
11001 E. Montgomery Dr.
Spokane, WA 99206~~

~~Brad Mickelson
P.O. Box 13660
Spokane, WA 99213~~

~~James Welsh
4114 E. Broadway~~

~~Brad Mickelson
P.O. Box 13660~~

Spokane, WA 99213

**Tim Mennealy, Alternate
Western Partitions Inc.
26055 SW. Canyon Creek Rd.
Wilsonville, OR 97070**

Spokane, WA 99213

**Brad DePew, Alternate
6621 E. Mission
Spokane, WA 99202**

The employee representatives shall be:

**Sheldon Bennett, Secretary
127 E. Augusta, Ste. 103
Spokane, WA 99207**

**Dan Sivertson
127 E. Augusta Ave Ste. 103
Spokane, WA 99207**

**Antonio Acosta
515 N. Neel St., Ste. B101
Kennewick, WA 99336**

Lathing, Acoustical & Drywall Systems (LADS) Sub-Committee:

The employer representatives shall be:

**Marty Cope, Chair
Western Partitions, Inc.
14407 32nd St. E., Ste. 100
Sumner, WA 98390**

**Greg Knutson
GK Knutson Inc.
2232 Pacific St.
Bellingham, WA 98229**

**Gary Rothfus
Northwest Partitions Inc.
6507 S. 208th St.
Kent, WA 98032**

**Tony Vranich
Expert Drywall, Inc.
19926 A Broadway Ave., Ste. 100
Snohomish, WA 98296**

**Dale Graves, Alternate
Alliance Partitions
18824 Smokey Point Blvd., Ste. 101
Arlington, WA 98223**

**Jennifer Averman, Alternate
GK Knutson Inc.
2232 Pacific St.
Bellingham, WA 98229**

The employee representatives shall be:

**Jamal Middlebrooks, Secretary
Pacific NW Regional Council of
Carpenters
25120 Pacific Highway S., Ste. 200
Kent, WA 98032**

**Jose Juarez
Pacific NW Regional Council of
Carpenters
25120 Pacific Highway S., Ste. 200
Kent, WA 98032**

**Jesse Cervantes
Pacific NW Regional Council of
Carpenters
25120 Pacific Highway S., Ste. 200
Kent, WA 98032**

**Lisandro Vela
Pacific NW Regional Council of
Carpenters
25120 Pacific Highway S., Ste. 200
Kent, WA 98032**

Washington Millwright Sub-Committee: *[this subcommittee is in the Standards twice; delete both]*

The employer representatives shall be:

Martin Bradley, Chair
P.O. Box 13157
Mill Creek, WA 98082-1157

Brandon Souza
Universal Plant Services, Inc.
225 N. Hill Blvd.
Burlington, WA 98233

Randy Manthey
Dresser-Rand
225 S. Lucile St.
Seattle, WA 98108

Ron Hubacka, Alternate
General Mechanical Inc.
2316 S. State St.
Tacoma, WA 98405

Christopher Jones, Alternate
APM/GE Power Services
3225 Pasadena Blvd.
Pasadena, TX 77503

The employee representatives shall be:

Dave Quinn, Secretary
515 Neel St. Ste. 101
Kennewick, WA 99336

Brandon Souza
Universal Plant Services, Inc.
225 N. Hill Blvd.
Burlington, WA 98233

Scott Schaefer
1636 E. Burnside St.
Portland, OR 97214

Washington Piledriver Sub-Committee:

The employer representatives shall be:

Glenn Olson, Chair
Kiewit Infrastructure West Co.
Kiewit Bridge & Marine
33455 6th Ave S.
Federal Way, WA 98003

Logan Gaylord
Global Diving & Salvage Inc.
3840 W. Marginal Way SW.
Seattle, WA 98106

Eric Reichelt
Pacific Pile & Marine, L.P.
700 S. Riverside Dr.
Seattle, WA 98108

Bradley Morlock
Orion Marine
1112 E. Alexander Ave.
Tacoma, WA 98412

The employee representatives shall be:

Jesse Scott-Kandoll, Secretary
Pacific NW Regional Council of
Carpenters
4695 Pacific Highway E.

Jeff Thorson
Pacific NW Regional Council of
Carpenters
4695 Pacific Highway E.

FROM: **WASHINGTON STATE UBC JATC - 128**

~~Fife, WA 98424~~

~~Fife, WA 98424~~

~~Tim Quinn
Pacific NW Regional Council of
Carpenters
4695 Pacific Highway E.
Fife, WA 98424~~

~~Ryan Hyke
Pacific NW Regional Council of
Carpenters
25120 Pacific Highway S.
Kent, WA 98032~~

For L&I Staff Use Only	
RECEIVED By Evan Hamilton at 11:06 am, Aug 30, 2023	<i>Teri Gardner 8-30-23</i>
L&I Apprenticeship Consultant	L&I Admin

Department of Labor and Industries
 Apprenticeship Section
 PO Box 44530
 Olympia WA 98504-4530



Apprenticeship Related/Supplemental Instruction (RSI) Plan Review

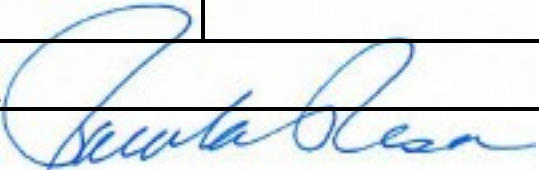
Program Name WA State UBC JATC #128		(August 2023)
Occupation Floor Installation		
Term/OJT Hours 8000 hours	Total RSI Hours 640	
Training Provider WA State UBC JATC #128		

By the signature placed below, the **program sponsor** agrees to provide the prescribed RSI for each registered apprentice and assures that:


1. The RSI content and delivery method is and remains reasonably consistent with the latest occupational practices, improvements, and technical advances.
2. The RSI is coordinated with the on-the-job work experience.
3. The RSI is provided in safe and healthful work practices in compliances with WISHA and applicable federal and state regulations.
4. The RSI Plan is maintained, updated and submitted to the Department a minimum of once every 5 years (WSATC Policy 2015-01; rev, 10-21-21).
5. The RSI will be conducted by instructors who meet the qualification of the “competent instructor” as described in WAC 296-05-003:
 - a. Has demonstrated a satisfactory employment performance in her/her occupation for a minimum of three years beyond the customary learning period for that occupation; and
 - b. Meets the State Board for Community and Technical Colleges requirements for a professional technical instructor (see WAC 131-16-080 through -094), or be a subject matter expert, which is an individual, such as a journey worker, who is recognized within the industry as having expertise in a specific occupation; and
 - c. Has training in teaching techniques and adult learning styles, which may occur before or within one year after the apprenticeship instructor has started to provide the related technical instruction.
6. If using alternative forms of instruction, such as correspondence, electronic media, or other self-study, instruction shall be clearly defined.

Signatures on next page

Form must be signed by Committee Chair *and* Secretary or Program's Authorized Signer


<input type="checkbox"/> Chair <input checked="" type="checkbox"/> Authoriz	Date 08/21/2023	<input type="checkbox"/> Secretary	Date
Print Name: Paula Resa		Print Name:	
Signature: 		Signature:	

Training Provider Signature

Approved By (Print Name): Paula Resa	
Signature of the Training Provider:	
Date: 08/21/2023	

If additional training providers are needed, go to page 4.

SBCTC

Print Name: Genevieve Howard	Title: Policy Associate
Signature of the Program Administrator: 	
Date: 10/06/2023	
<input checked="" type="checkbox"/> SBCTC recommends approval	<input type="checkbox"/> SBCTC recommends return to sponsor

Program Name WA State UBC JATC #128	Occupational Objective Floor Installation
--	--

Note: The description of each element must be in sufficient detail to provide adequate information for review by the SBCTC and Review Committee. To add more elements, click on the plus sign that appears below the "Description of Element/Course" field.

Describe minimum hours of study per year in terms of (check one):

- 12-month period from date of registration.
- Defined 12-month school year.
- 2,000 hours of on-the-job training.

Element/Course: Introduction to Floor Laying (Year 1)	Planned Hours: 40
Mode of Instruction (check all that apply) <input checked="" type="checkbox"/> Classroom <input checked="" type="checkbox"/> Lab <input checked="" type="checkbox"/> Online <input type="checkbox"/> Self-Study Provided by: Northwest Carpenters Institute (NWCi)	
Description of element/course: This is week 1 for the floor installation curriculum. Students will learn the basics for both safety on the jobsite and at their training facility. Complete OSHA 10, learn to identify and use both hand and power tools used in the floor laying industry as well as identify materials commonly used in the industry. They will complete a unit on financial literacy and employability skills for the trades.	

Element/Course: Substrate Preparation (Year 1)	Planned Hours: 40
Mode of Instruction (check all that apply) <input checked="" type="checkbox"/> Classroom <input checked="" type="checkbox"/> Lab <input checked="" type="checkbox"/> Online <input type="checkbox"/> Self-Study Provided by: Northwest Carpenters Institute (NWCi)	
Description of element/course: This is week 2 for the floor installation curriculum. This course focuses on the substrate to receive a finished flooring product or process. Students will learn the most effective ways to remediate imperfections or contaminants. Special focus is given to using Portland-based cementitious and Gypsum-based patching compounds. Wood underlayment installation and issues are discussed as well as quantitative and qualitative moisture test procedures reviewed.	

Element/Course: Adhesives & Layout Fundamentals (Year 1)	Planned Hours: 40
Mode of Instruction (check all that apply) <input checked="" type="checkbox"/> Classroom <input checked="" type="checkbox"/> Lab <input checked="" type="checkbox"/> Online <input type="checkbox"/> Self-Study Provided by: Northwest Carpenters Institute (NWCi)	
Description of element/course: This is week 3 for the floor installation curriculum. This course focuses on the types of adhesives used in floor covering and application methods. Those concepts will be utilized in the installation of square resilient tile. A straight lay installation, as well as, a 45-degree installation will be performed.	

Element/Course: Wall Base (Year 1)	Planned Hours: 40
Mode of Instruction (check all that apply) <input checked="" type="checkbox"/> Classroom <input checked="" type="checkbox"/> Lab <input checked="" type="checkbox"/> Online <input type="checkbox"/> Self-Study Provided by: Northwest Carpenters Institute (NWCi)	
Description of element/course: This is week 4 for the floor installation curriculum. This course focuses on the various types of wall base installations related to common straight and toed wall base, as well as specialty base including reliant millwork base, tapered base, contoured base, stackable trim molding, sanitary base and tight-lock base. Proper cutting, gluing and installation processes will be covered.	

Element/Course: Introduction to Resilient Flooring (Year 2)	Planned Hours: 40
Mode of Instruction (check all that apply) <input checked="" type="checkbox"/> Classroom <input checked="" type="checkbox"/> Lab <input checked="" type="checkbox"/> Online <input type="checkbox"/> Self-Study Provided by: Northwest Carpenters Institute (NWCi)	
Description of element/course: This is week 5 for the floor installation curriculum. The course will focus on the different types of resilient flooring materials and tools common to most installation scenarios such as homogeneous, linoleum and rubber products. Students will learn and practice the common installation techniques and methods for these products.	

Element/Course: Complex Layouts (Year 2)	Planned Hours: 40
Mode of Instruction (check all that apply) <input checked="" type="checkbox"/> Classroom <input checked="" type="checkbox"/> Lab <input checked="" type="checkbox"/> Online <input type="checkbox"/> Self-Study Provided by: Northwest Carpenters Institute (NWCi)	
Description of element/course: This is week 6 for the floor installation curriculum. Students will focus on the principles encountered in complex layouts for flooring installations. Large projects such as basketball courts and or hockey rinks will be scaled down to create mockups for shop projects. Students will be taught math related to learning to create to scale drawings as well as the processes needed to install the project as drawn. This course is fundamental to the skills and abilities of an accomplished floor layer.	

Element/Course: Resilient Linoleum (Year 2)	Planned Hours: 40
Mode of Instruction (check all that apply) <input checked="" type="checkbox"/> Classroom <input checked="" type="checkbox"/> Lab <input checked="" type="checkbox"/> Online <input type="checkbox"/> Self-Study Provided by: Northwest Carpenters Institute (NWCi)	
Description of element/course: This is week 7 for the floor installation curriculum. This course will focus on the principles of linoleum installation and seaming. It begins by addressing the processes used to cut, fit and install linoleum and concludes by how seams are created and sealed. Students will also learn how to properly handle, store and plan for a linoleum installation. They will have a review of the history of linoleum, how it is currently made and its uses in the flooring industry.	

Element/Course: Carpet Glue-Down Installation (Year 2)	Planned Hours: 40
Mode of Instruction (check all that apply) <input checked="" type="checkbox"/> Classroom <input checked="" type="checkbox"/> Lab <input checked="" type="checkbox"/> Online <input type="checkbox"/> Self-Study Provided by: Northwest Carpenters Institute (NWCi)	
Description of element/course: This is week 8 for the floor installation curriculum. This course will focus primarily on the introduction to carpet installation. Students will be introduced to the tools needed to lay carpet as well as types of carpet and how they are best laid out, cut and seamed in the field. This class will focus on glue-down methods but will also cover the techniques and tools commonly used to stretch-in installations. Finally, students will learn how to match patterns for a successful installation.	

Element/Course: Carpet Stretch-in Installation (Year 3)	Planned Hours: 40
Mode of Instruction (check all that apply) <input checked="" type="checkbox"/> Classroom <input checked="" type="checkbox"/> Lab <input checked="" type="checkbox"/> Online <input type="checkbox"/> Self-Study Provided by: Northwest Carpenters Institute (NWCi)	
Description of element/course: This is week 9 for the floor installation curriculum. The course will review and build on many of the fundamental principles of carpet installation as discussed in week 8. However, this course will focus on a stretch-in installation as opposed to a glue-down installation. Hot melt seaming, the use of the Kool-glide system and how to properly make T-seams.	

Element/Course: Introduction to Flash Cove (Year 3)	Planned Hours: 40
Mode of Instruction (check all that apply) <input checked="" type="checkbox"/> Classroom <input checked="" type="checkbox"/> Lab <input checked="" type="checkbox"/> Online <input type="checkbox"/> Self-Study Provided by: Northwest Carpenters Institute (NWCi)	
Description of element/course: This is week 10 for the floor installation curriculum. This is the first course in a series to cover the many different processes and techniques applicable to a flash cove installation. The class will focus on proper cove cap and cove stick installation, an understanding of the concepts of flash cove installation, also known as integrated base installation. The class intends to serve as an important step in understanding the fundamentals, terminology and skills required in all flash-coved installations, such as T-templates, pattern-scribed, boot plug and sheet installations, with a contrast to the full patterned method.	

Element/Course: Resilient II Flash Cove (Year 3)	Planned Hours: 40
Mode of Instruction (check all that apply) <input checked="" type="checkbox"/> Classroom <input checked="" type="checkbox"/> Lab <input checked="" type="checkbox"/> Online <input type="checkbox"/> Self-Study Provided by: Northwest Carpenters Institute (NWCi)	
Description of element/course: This is week 11 for the floor installation curriculum. This course will bring together concepts from earlier courses, to utilize the concepts to complete a flash cove installation using the hand-fit method when working with vinyl sheet goods. The boot-plug and V-plug outside corner options will be covered.	

Element/Course: Advanced Heat Welding (Year 3)	Planned Hours: 40
Mode of Instruction (check all that apply) <input checked="" type="checkbox"/> Classroom <input checked="" type="checkbox"/> Lab <input checked="" type="checkbox"/> Online <input type="checkbox"/> Self-Study Provided by: Northwest Carpenters Institute (NWCi)	
Description of element/course: This is week 12 for the floor installation curriculum. This course focuses on advanced heat welding processes and the methods required for more complex tasks such as welded seam intersections, difficult flash cove situations and curved or circular seams. These advanced welding techniques along with how to cold weld rubber and other resilient flooring seams will be covered.	

Element/Course: Resilient Stairs (Year 4)	Planned Hours: 40
Mode of Instruction (check all that apply) <input checked="" type="checkbox"/> Classroom <input checked="" type="checkbox"/> Lab <input checked="" type="checkbox"/> Online <input type="checkbox"/> Self-Study Provided by: Northwest Carpenters Institute (NWCi)	
Description of element/course: This is week 13 for the floor installation curriculum. The course will focus on how to plan and prepare the work site for stair installations. Students will learn the importance of precise measuring and careful scribing and cutting. They will also be taught how to perform tasks accurately and efficiently for various common materials such as sheets of resilient flooring or standard prefabricated stringers, treads and risers. Explanations are provided for how to install single piece tread and riser sections on steps with various types of stair nosing, including those of angular ADA profile and how to flash cove resilient flooring on stairs.	

Element/Course: Polishable Overlays (Year 4)	Planned Hours: 40
Mode of Instruction (check all that apply) <input checked="" type="checkbox"/> Classroom <input checked="" type="checkbox"/> Lab <input checked="" type="checkbox"/> Online <input type="checkbox"/> Self-Study Provided by: Northwest Carpenters Institute (NWCi)	
Description of element/course: This is week 14 for the floor installation curriculum. The course will combine the skills and fundamental concepts from surface preparation and concrete polishing. Pouring and finishing a topping requires a higher degree of skill and attention to detail. The polishing aspect is also different from polishing concrete but retains many of the fundamental concepts learned in the previous class. This course is based on a finished product that has a significantly smaller margin of error.	

Element/Course: Carpet Stairs (Year 4)	Planned Hours: 40
Mode of Instruction (check all that apply) <input checked="" type="checkbox"/> Classroom <input checked="" type="checkbox"/> Lab <input checked="" type="checkbox"/> Online <input type="checkbox"/> Self-Study Provided by: Northwest Carpenters Institute (NWCi)	
Description of element/course: This is week 15 for the floor installation curriculum. A well-rounded floor layer must be familiar with the techniques required for installing carpet on stairs whether they be simple or contain special features. This course will explain how to install carpet on floating stairs, winder stairs, stairs with balusters and simple box stairs. It will also briefly cover the more intricate carpet tile installations that may be encountered in the field.	

Element/Course: Custom Inserts (Year 4)	Planned Hours: 40
Mode of Instruction (check all that apply) <input checked="" type="checkbox"/> Classroom <input checked="" type="checkbox"/> Lab <input checked="" type="checkbox"/> Online <input type="checkbox"/> Self-Study Provided by: Northwest Carpenters Institute (NWCi)	
Description of element/course: This is week 16 for the floor installation curriculum. Resilient installations may involve a wide array of colorful symbols, complex designs or other permanent markings as a custom inset used for visual appeal or identity to the use of the building, room or area. This class focuses on the placement of the precisely laid out outlines and circles that may be specified under these circumstances. These challenging installations will be accomplished in the process of a test-out procedure.	

Additional Training Providers (if necessary)

[Click or tap here to enter text.](#)

Print Name Training Provider

Signature of Training Provider

[Click or tap here to enter text.](#)

Title of Training Provider

[Click or tap here to enter text.](#)

Organization of Training Provider

[Click or tap here to enter text.](#)

Print Name Training Provider

Signature of Training Provider

[Click or tap here to enter text.](#)

Title of Training Provider

[Click or tap here to enter text.](#)

Organization of Training Provider

[Click or tap here to enter text.](#)

Print Name Training Provider

Signature of Training Provider

[Click or tap here to enter text.](#)

Title of Training Provider

[Click or tap here to enter text.](#)

Organization of Training Provider

[Click or tap here to enter text.](#)

Print Name Training Provider

Signature of Training Provider

[Click or tap here to enter text.](#)

Title of Training Provider

[Click or tap here to enter text.](#)

Organization of Training Provider

[Click or tap here to enter text.](#)

Print Name Training Provider

Signature of Training Provider

[Click or tap here to enter text.](#)

Title of Training Provider

[Click or tap here to enter text.](#)

Organization of Training Provider

[Click or tap here to enter text.](#)

Print Name Training Provider

Signature of Training Provider

[Click or tap here to enter text.](#)

Title of Training Provider

[Click or tap here to enter text.](#)

Organization of Training Provider

[Click or tap here to enter text.](#)

Print Name Training Provider

Signature of Training Provider

[Click or tap here to enter text.](#)

Title of Training Provider

[Click or tap here to enter text.](#)

Organization of Training Provider

[Click or tap here to enter text.](#)

Print Name Training Provider

Signature of Training Provider

[Click or tap here to enter text.](#)

Title of Training Provider

[Click or tap here to enter text.](#)

Organization of Training Provider

[Click or tap here to enter text.](#)

Print Name Training Provider

Signature of Training Provider

[Click or tap here to enter text.](#)

Title of Training Provider

[Click or tap here to enter text.](#)

Organization of Training Provider

[Click or tap here to enter text.](#)

Print Name Training Provider

Signature of Training Provider

[Click or tap here to enter text.](#)

Title of Training Provider

[Click or tap here to enter text.](#)

Organization of Training Provider

For L&I Staff Use Only

RECEIVED

By Evan Hamilton at 11:05 am, Aug 30, 2023

L&I Apprenticeship Consultant

Teri Gardner 8-30-23

L&I Admin

Department of Labor and Industries
Apprenticeship Section
PO Box 44530
Olympia WA 98504-4530



Journey Level Wage Rate

From which apprentices' wage rates are computed

TO: Washington State Apprenticeship & Training Council

FROM: Washington State UBC JATC #128

Occupation:	County(ies):	Journey Level Wage Rate:	Effective Date:
FLOOR INSTALLATION	ALL COUNTIES IN WASHINGTON STATE AND IDAHO.	\$ 45.04	06/01/23
		\$	
		\$	
		\$	

Sponsors must submit the journey-level wage at least annually or whenever changed to the Department.

Form must be signed by Committee Chair and Secretary or Program's Authorized Signer

<input type="checkbox"/> Chair	Date	<input type="checkbox"/> Secretary	Date
<input checked="" type="checkbox"/> Authorized Signer	08/21/2023		
Print Name: Paula Resa	Print Name:		
Signature: 	Signature:		