

Construction fatalities supplement WA FACE Program March 8, 2001

In 2000, there were 17 construction fatalities as counted by the FACE program, compared to 17 and 16 in 1999 and 1998, respectively. The following figures and table break down the 2000 construction fatalities by incident type, Standard Industrial Classification (SIC) code, and county.

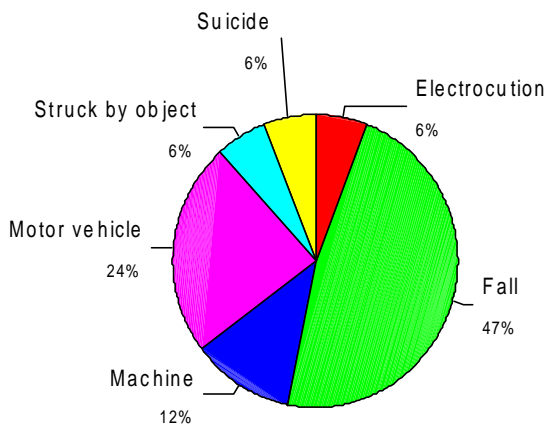


Figure 1 FACE construction fatalities by incident type, 1999, n=17.

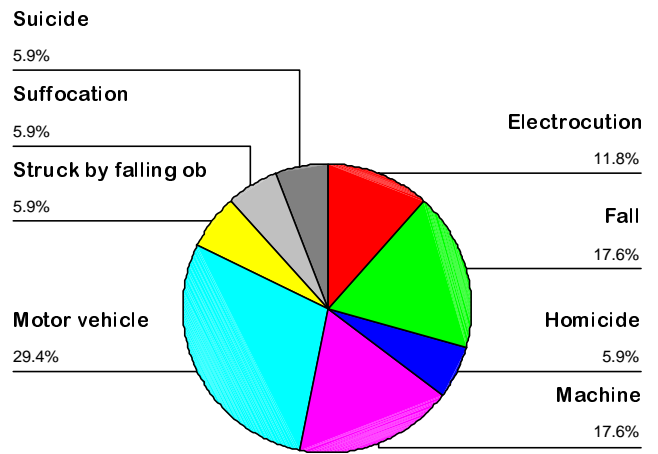
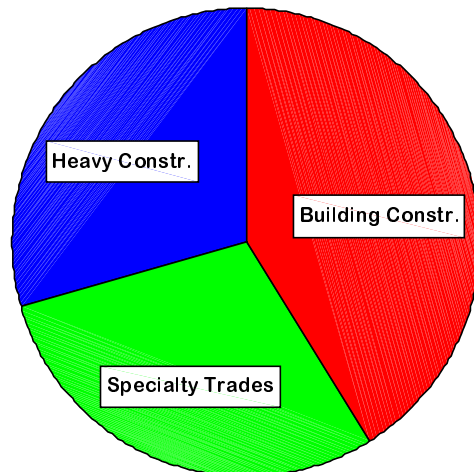


Figure 2 FACE construction fatalities by incident type, 2000, n=17.

Figure 3 FACE construction fatalities by industry sector, 2000, n=17.



**Table 1 FACE construction fatalities
by county, 2000, n=17**

County	Number	Percent
King	6	35
Kitsap	2	11
Franklin	1	6
Douglas	1	6
Pierce	1	6
Yakima	1	6
Whatcom	1	6
San Juan	1	6
Snohomish	1	6
Adams	1	6
Spokane	1	6
Total	17	100