

2000 Fatality Data - WA FACE Program - as of March 7, 2001

[Monthly and Annual Count for 2000](#)

[Data Listing](#) (presented in PDF format; [download](#) the free Adobe Acrobat Reader).

[Summary by County](#)

[Summary of Fatalities in WISHA Jurisdiction by Industry Division and WISHA Region](#)

[Summary by Industry](#) (4 digit SIC code)

[Summary by Industry Group](#) (2 digit SIC code)

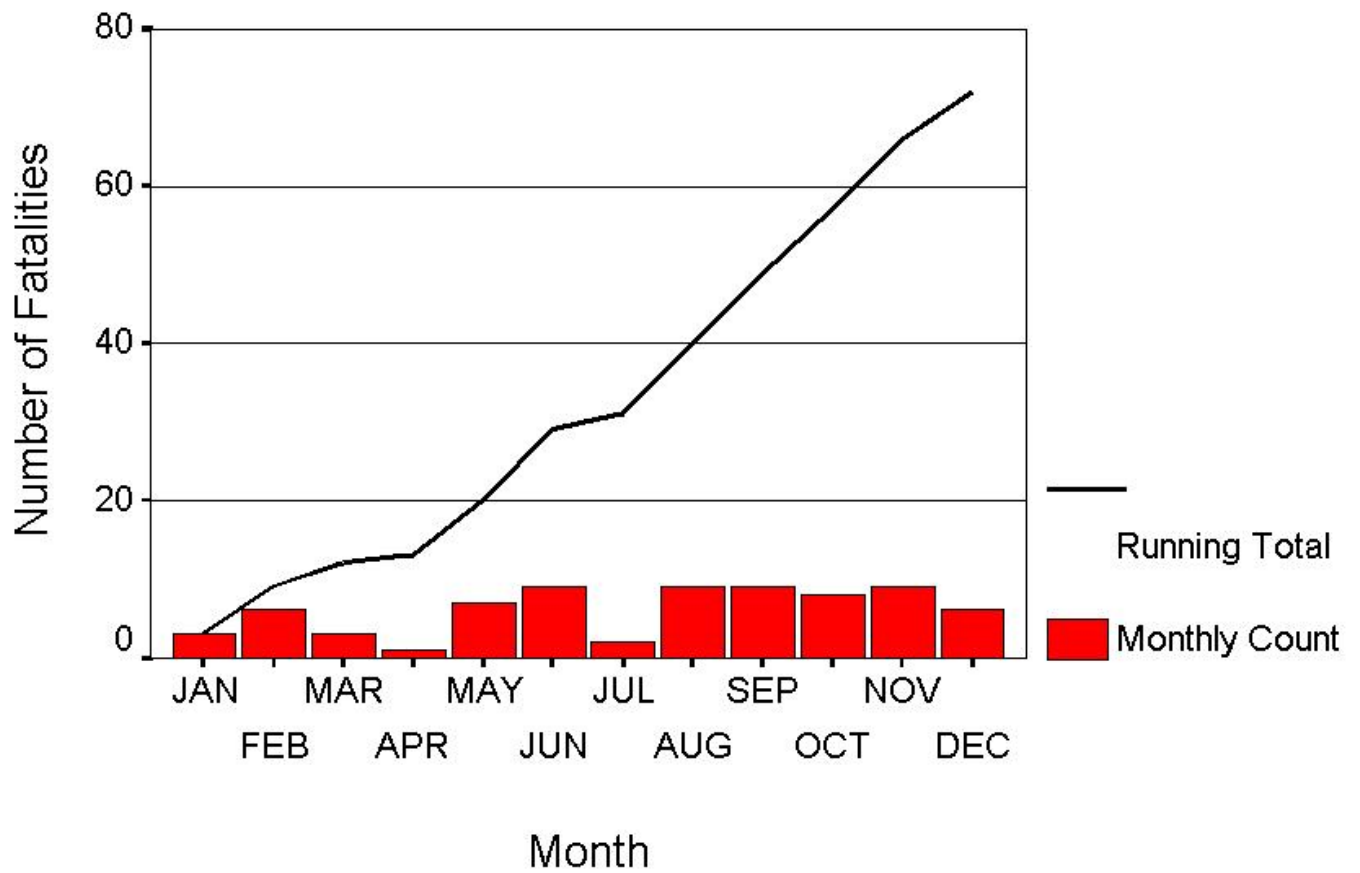
[Summary of Fatalities by Incident Type](#)

[Fatalities by Ethnicity](#)

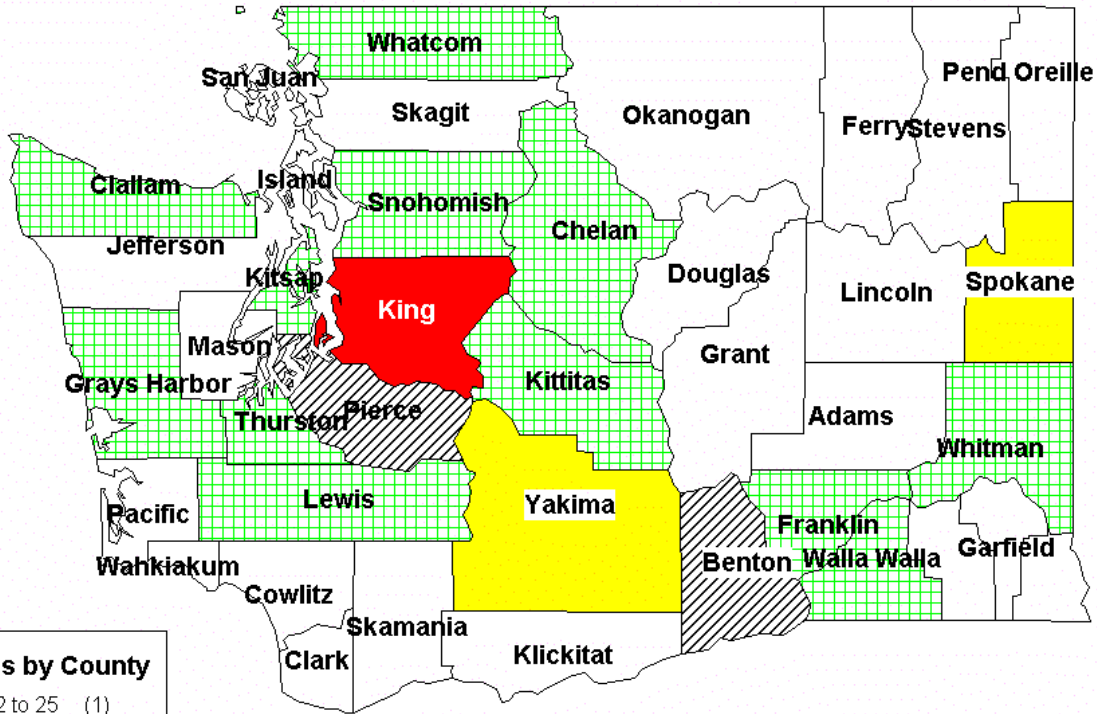
[Fatalities by Race](#)

Fatality Count - 2000

Washington State FACE Program



Work Related Fatalities, WA FACE Program, 2000
Total=72



Fatalities by County

- 12 to 25 (1)
- 4 to 9 (2)
- 3 to 4 (2)
- 2 to 3 (12)
- 0 to 2 (22)

Fatalities by L&I Region and Industry Group, 2000

(Only includes incidents in WISHA jurisdiction)

| Industry Group | L&I Region | | | | | | Total |
|-------------------------------------|------------|----|---|---|----|---|-------|
| | 1 | 2 | 3 | 4 | 5 | 6 | |
| Agriculture, Forestry, & Fishing | 0 | 0 | 0 | 1 | 4 | 0 | 5 |
| Mining | 0 | 0 | 0 | 0 | 0 | 0 | 0 |
| Construction | 3 | 6 | 1 | 0 | 4 | 1 | 15 |
| Manufacturing | 1 | 1 | 0 | 1 | 1 | 0 | 4 |
| Transportation and Public Utilities | 0 | 6 | 0 | 0 | 2 | 1 | 9 |
| Wholesale Trade | 0 | 1 | 0 | 1 | 2 | 1 | 5 |
| Retail Trade | 1 | 0 | 0 | 0 | 0 | 0 | 1 |
| Finance, Insurance, & Real Estate | 0 | 0 | 0 | 0 | 0 | 0 | 0 |
| Service | 0 | 2 | 0 | 1 | 0 | 1 | 4 |
| Government | 0 | 1 | 1 | 1 | 2 | 0 | 5 |
| Total | 5 | 17 | 2 | 5 | 15 | 4 | 48 |

Fatalities by WA Industry, 2000, FACE Program

| Industry (4 digit SIC Code) | Number | Percent |
|--|--------|---------|
| Trucking, except local | 5 | 6.9 |
| Colleges, universities, & professional schools | 3 | 4.2 |
| Heavy construction, nec | 3 | 4.2 |
| Nonresidential buildings, other than industrial bldg and | 3 | 4.2 |
| Courier services, except by air | 2 | 2.8 |
| Eating places | 2 | 2.8 |
| Field crops, except cash grains, nec | 2 | 2.8 |
| Logging | 2 | 2.8 |
| Marine cargo handling | 2 | 2.8 |
| National security | 2 | 2.8 |
| Police protection | 2 | 2.8 |
| Air transportation, nonscheduled | 1 | 1.4 |
| Air transportation, scheduled | 1 | 1.4 |
| Air, water & solid waste management | 1 | 1.4 |
| Animal specialty services, except veterinary | 1 | 1.4 |
| Chemicals and allied products, nec | 1 | 1.4 |

| | | |
|--|---|-----|
| Concrete work | 1 | 1.4 |
| Construction sand and gravel | 1 | 1.4 |
| Dairy farms | 1 | 1.4 |
| Deciduous tree fruits | 1 | 1.4 |
| Durable goods, nec | 1 | 1.4 |
| Electric services | 1 | 1.4 |
| Electrical work | 1 | 1.4 |
| Excavating work | 1 | 1.4 |
| Farm supplies | 1 | 1.4 |
| Fish & seafoods | 1 | 1.4 |
| Gasoline service stations | 1 | 1.4 |
| General contractors - residential bldgs, other than single f | 1 | 1.4 |
| General contractors - single-family houses | 1 | 1.4 |
| General farms, primarily crop | 1 | 1.4 |
| General government, nec | 1 | 1.4 |
| General warehousing and storage | 1 | 1.4 |
| Help supply services | 1 | 1.4 |
| Highway & street construction, except elevated highways | 1 | 1.4 |
| Irish potatoes | 1 | 1.4 |
| Land, mineral, wildlife, & forest conservation | 1 | 1.4 |
| Local trucking, without storage | 1 | 1.4 |
| Management consulting services | 1 | 1.4 |
| Metals service centers & offices | 1 | 1.4 |
| Ornamental floriculture and nursery products | 1 | 1.4 |
| Ornamental shrub and tree services | 1 | 1.4 |
| Painting and paper hanging | 1 | 1.4 |
| Plastering, drywall, acoustical, and insulation work | 1 | 1.4 |
| Plumbing, heating, and air-conditioning | 1 | 1.4 |
| Refuse systems | 1 | 1.4 |
| Regulation, admin. of transportation programs | 1 | 1.4 |
| Religious organizations | 1 | 1.4 |
| Roofing, siding, and sheet metal work | 1 | 1.4 |
| Sawmills and planing mills, general | 1 | 1.4 |
| Scrap & waste materials | 1 | 1.4 |
| Stationery stores | 1 | 1.4 |
| Taxicabs | 1 | 1.4 |
| United states postal service | 1 | 1.4 |

| | | |
|---|----|-------|
| Water, sewer & communications & power line construction | 1 | 1.4 |
| Wood office furniture | 1 | 1.4 |
| Total | 72 | 100.0 |

Fatalities by WA Industry Sector, 2000, FACE Program

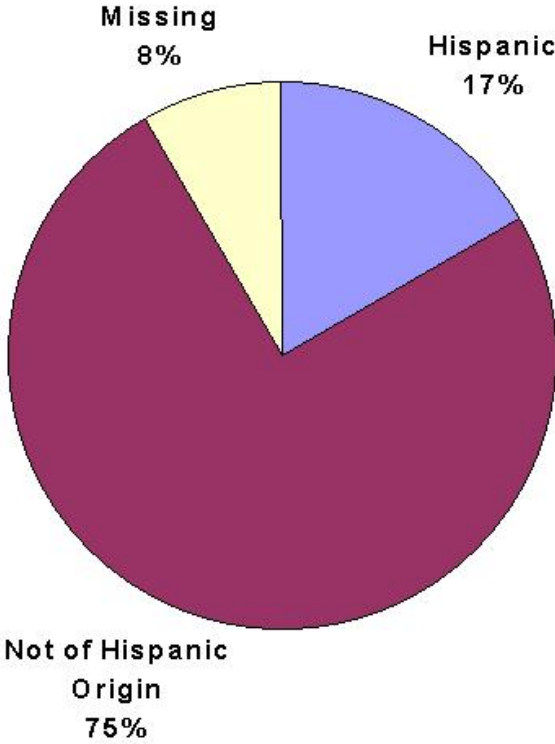
| Industry Sector (2 digit SIC Code) | Number | Percent |
|--|---------------|----------------|
| Motor freight transportation and warehousing | 9 | 12.5 |
| Construction special trade contractors | 7 | 9.7 |
| Agricultural production - crops | 6 | 8.3 |
| Building construction - general contractors & operative | 5 | 6.9 |
| Heavy construction other than building construction | 5 | 6.9 |
| Educational services | 3 | 4.2 |
| Lumber & wood products, except furniture | 3 | 4.2 |
| Wholesale trade - durable goods | 3 | 4.2 |
| Wholesale trade - nondurable goods | 3 | 4.2 |
| Administration of environmental quality & housing programs | 2 | 2.8 |
| Agricultural services | 2 | 2.8 |
| Eating and drinking places | 2 | 2.8 |
| Electric, gas, and sanitary services | 2 | 2.8 |
| Justice, public order and safety | 2 | 2.8 |
| National security and international affairs | 2 | 2.8 |
| Transportation by air | 2 | 2.8 |
| Water transportaiton | 2 | 2.8 |
| Administration of economic programs | 1 | 1.4 |
| Agricultural production - livestock and animal specialties | 1 | 1.4 |
| Automotive dealers & gasoline service stations | 1 | 1.4 |
| Business services | 1 | 1.4 |
| Engineering, accounting, research, management, & related | 1 | 1.4 |
| Executive, legislative, and general government | 1 | 1.4 |
| Furniture & fixtures | 1 | 1.4 |
| Local & suburban transit & interurban hwy passenger transpor | 1 | 1.4 |
| Membership organizations | 1 | 1.4 |
| Mining & quarrying of nonmetallic minerals, except fuels | 1 | 1.4 |
| Miscellaneous retail | 1 | 1.4 |
| United states postal service | 1 | 1.4 |
| Total | 72 | 100.0 |

Fatalities by Incident Type, 2000,

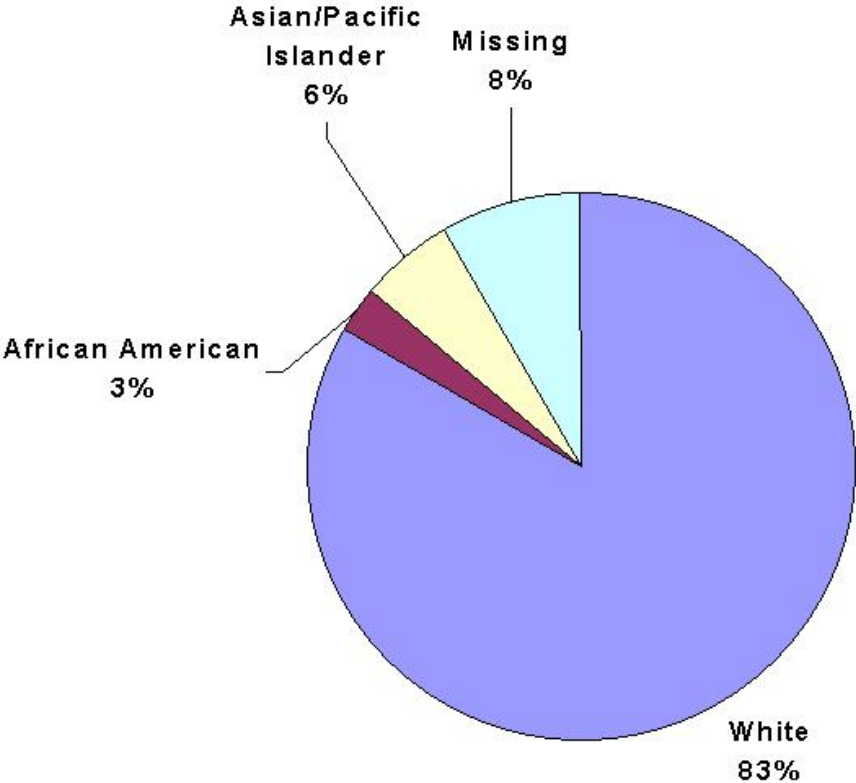
WA State, FACE Program

| Incident Type | Number | Percent |
|--------------------------|---------------|----------------|
| Motor vehicle | 27 | 37.5 |
| Machine | 16 | 22.2 |
| Fall | 8 | 11.1 |
| Homicide | 5 | 6.9 |
| Suicide | 5 | 6.9 |
| Struck by falling object | 4 | 5.6 |
| Electrocution | 3 | 4.2 |
| Air transportation | 1 | 1.4 |
| Flying object/Caught in | 1 | 1.4 |
| Suffocation | 1 | 1.4 |
| Water transportation | 1 | 1.4 |
| Total | 72 | 100 |

Fatalities by Ethnic Background, 2000, WA State, FACE Program



Fatalities by Race, 2000, WA State, FACE Program



Return to [FACE Fatality Data](#)