



Census of Fatal Occupational Injuries Washington State 2022

Washington State Department of Labor and Industries
Research and Data Services
Bureau of Labor Statistics Information
PO Box 44631
Olympia, Washington

In cooperation with the
U.S. Department of Labor
Bureau of Labor Statistics
Office of Safety, Health & Working Conditions
Washington, District of Columbia

TABLE A-1. Fatal occupational injuries by industry and event or exposure, Washington, 2022

Industry ¹	NAICS code ¹	Total fatal injuries (number)	Event or exposure ²					
			Violence and other injuries by persons or animals ³	Transportation incidents ⁴	Fires and explosions	Falls, slips, trips	Exposure to harmful substances or environments	Contact with objects and equipment
Total		104	23	32	--	19	16	--
Private industry		95	19	28	--	19	16	--
Goods producing		--	--	--	--	--	--	--
Natural resources and mining		--	--	4	--	--	--	--
Agriculture, forestry, fishing and hunting		10	3	4	--	--	--	--
Crop production	111	4	--	--	--	--	--	--
Support activities for agriculture and forestry	115	3	--	--	--	--	--	--
Support activities for crop production	1151	3	--	--	--	--	--	--
Support activities for crop production	11511	3	--	--	--	--	--	--
Soil preparation, planting, and cultivating	115112	1	--	--	--	--	--	--
Construction		26	3	5	--	8	3	--
Construction		26	3	5	--	8	3	--
Specialty trade contractors	238	15	--	5	--	--	--	--
Foundation, structure, and building exterior contractors	2381	4	--	--	--	--	--	--
Building equipment contractors	2382	6	--	--	--	--	--	--
Manufacturing		5	--	--	--	--	--	--
Manufacturing		5	--	--	--	--	--	--

Service providing		--	--	--	--	--	--
Trade, transportation, and utilities		23	--	--	--	--	--
Wholesale trade		3	--	--	--	--	--
Retail trade		4	--	--	--	--	--
Transportation and warehousing		16	--	11	--	--	--
Truck transportation	484	9	--	5	--	--	--
General freight trucking	4841	6	--	--	--	--	--
Specialized freight trucking	4842	3	--	--	--	--	--
Transit and ground passenger transportation	485	1	--	--	--	--	--
Taxi and limousine service	4853	1	--	--	--	--	--
Taxi service	48531	1	--	--	--	--	--
Professional and business services		11	--	--	--	--	--
Professional, scientific, and technical services		4	--	--	--	--	--
Professional, scientific, and technical services	541	4	--	--	--	--	--
Architectural, engineering, and related services	5413	2	--	--	--	--	--
Engineering services	54133	2	--	--	--	--	--
Administrative and support and waste management and remediation services		7	--	--	--	--	--
Health care and social assistance		3	--	--	--	--	--
Leisure and hospitality		4	--	--	--	--	--
Accommodation and food services		4	--	--	--	--	--
Other services, except public administration		8	--	--	--	--	3
Other services, except public administration		8	--	--	--	--	3

Personal and laundry services	812	3	--	--	--	--	--	--
Personal care services	8121	1	--	--	--	--	--	--
Hair, nail, and skin care services	81211	1	--	--	--	--	--	--
Barber shops	812111	1	--	--	--	--	--	--
Federal government		2	--	--	--	--	--	--
Service providing		--	--	--	--	--	--	--
Public administration		2	--	--	--	--	--	--
Public administration		2	--	--	--	--	--	--
National security and international affairs	928	2	--	--	--	--	--	--
National security and international affairs	9281	2	--	--	--	--	--	--
National security	92811	2	--	--	--	--	--	--
Local government		6	3	3	--	--	--	--
Public administration		6	3	3	--	--	--	--
Public administration		6	3	3	--	--	--	--

¹ CFOI has used several versions of the North American Industry Classification System (NAICS) since 2003 to define industry. For complete information on the version of NAICS used in this year, see our definitions page at <http://www.bls.gov/iif/oshcfdef.htm>. Cases where ownership is unknown are included in private industry counts. Cases classified as foreign government and other government are included in all government counts, but not displayed separately. Cases where industry is unknown are included in the service sector counts.

² Based on the BLS Occupational Injury and Illness Classification System (OIICS) 2.01 implemented for 2011 data forward.

³ Includes violence by persons, self-inflicted injury, and attacks by animals.

⁴ Includes roadway, nonroadway, air, water, rail fatal occupational injuries, and fatal occupational injuries resulting from being struck by a vehicle.

⁵ Includes fatal injuries at all establishments categorized as Mining (Sector 21) in the North American Industry Classification System, including establishments not governed by the Mine Safety and Health Administration (MSHA) rules and reporting, such as those in Oil and Gas Extraction.

⁶ Includes fatal injuries to workers employed by governmental organizations regardless of industry.

Note: Data for all years are revised and final. Totals for major categories may include subcategories not shown separately. For complete information on how the data are coded and presented see our definitions page at <http://www.bls.gov/iif/oshcfdef.htm>. Dashes indicate no data reported or data that do not meet publication criteria. CFOI fatality counts exclude illness-related deaths unless precipitated by an injury event.

Source: U.S. Department of Labor, Bureau of Labor Statistics, in cooperation with state, New York City, District of Columbia, and federal agencies, Census of Fatal Occupational Injuries, December 19, 2023

TABLE A-5. Fatal occupational injuries by occupation and event or exposure, Washington, 2022

Occupation ¹	Total fatal injuries (number)	Event or exposure ²					
		Violence and other injuries by persons or animals ³	Transportation incidents ⁴	Fires and explosions	Falls, slips, trips	Exposure to harmful substances or environments	Contact with objects and equipment
Total	104	23	32	--	19	16	--
Management occupations	5	--	--	--	--	--	--
Other management occupations	3	--	--	--	--	--	--
Business and financial operations occupations	3	--	--	--	--	--	--
Business operations specialists	3	--	--	--	--	--	--
Life, physical, and social science occupations	1	--	--	--	--	--	--
Life, physical, and social science technicians	1	--	--	--	--	--	--
Agricultural and food science technicians	1	--	--	--	--	--	--
Agricultural technicians	1	--	--	--	--	--	--
Protective service occupations	9	5	--	--	--	--	--
Other protective service workers	4	2	--	--	--	--	--
Security guards and gambling surveillance officers	4	--	--	--	--	--	--
Security guards	4	--	--	--	--	--	--
Building and grounds cleaning and maintenance occupations	4	--	--	--	--	--	--
Personal care and service occupations	1	1	--	--	--	--	--
Personal appearance workers	1	1	--	--	--	--	--
Sales and related occupations	3	--	--	--	--	--	--
Farming, fishing, and forestry occupations	7	--	3	--	--	--	--
Agricultural workers	4	--	--	--	--	--	--
Miscellaneous agricultural workers	4	--	--	--	--	--	--
Farmworkers and laborers, crop, nursery, and greenhouse	4	--	--	--	--	--	--
Construction and extraction occupations	26	3	4	--	9	4	--
Construction trades workers	23	--	--	--	9	4	--
Construction laborers	13	--	--	--	5	--	--

Construction laborers	13	--	--	--	5	--	--
Electricians	3	--	--	--	--	--	--
Electricians	3	--	--	--	--	--	--
Installation, maintenance, and repair occupations	4	--	--	--	--	--	--
Vehicle and mobile equipment mechanics, installers, and repairers	4	--	--	--	--	--	--
Production occupations	4	--	--	--	--	--	--
Transportation and material moving occupations	25	3	18	--	3	--	--
Air transportation workers	4	--	--	--	--	--	--
Motor vehicle operators	16	--	13	--	--	--	--
Driver/sales workers and truck drivers	15	--	--	--	--	--	--
Heavy and tractor-trailer truck drivers	10	--	--	--	--	--	--
Passenger vehicle drivers	1	--	--	--	--	--	--
Taxi drivers	1	--	--	--	--	--	--

¹ CFOI has used several versions of the Standard Occupation Classification (SOC) system since 2003 to define occupation. For complete information on the version of SOC used in this year, see our definitions page at <http://www.bls.gov/iif/oshcdef.htm>. Cases where occupation is unknown are included in the total.

² Based on the BLS Occupational Injury and Illness Classification System (OIICS) 2.01 implemented for 2011 data forward.

³ Includes violence by persons, self-inflicted injury, and attacks by animals.

⁴ Includes roadway, nonroadway, air, water, rail fatal occupational injuries, and fatal occupational injuries resulting from being struck by a vehicle.

⁵ Includes fatal injuries to persons identified as resident armed forces regardless of individual occupation listed.

Note: Data for all years are revised and final. Totals for major categories may include subcategories not shown separately. For complete information on how the data are coded and presented see our definitions page at <http://www.bls.gov/iif/oshcdef.htm>. Dashes indicate no data reported or data that do not meet publication criteria. CFOI fatal injury counts exclude illness-related deaths unless precipitated by an injury event.

Source: U.S. Department of Labor, Bureau of Labor Statistics, in cooperation with state, New York City, District of Columbia, and federal agencies, Census of Fatal Occupational Injuries, December 19, 2023

Table A-7. Fatal occupational injuries by worker characteristics and event or exposure, Washington, 2022

Worker characteristics	Total fatal injuries (number)	Event or exposure ¹					
		Transportation incidents ²	Violence and other injuries by persons or animals ³	Contact with objects and equipment	Falls, slips, trips	Exposure to harmful substances or environments	Fires and explosions
Total	104	32	23	--	19	16	--
Employee status							
Wage and salary ⁴	90	29	19	--	14	16	--
Self-employed ⁵	14	--	4	--	5	--	--
Gender							
Women	--	--	--	--	--	--	--
Men	103	32	23	--	19	16	--
Age							
Under 16 years	--	--	--	--	--	--	--
16 to 17 years	--	--	--	--	--	--	--
18 to 19 years	--	--	--	--	--	--	--
20 to 24 years	6	3	--	--	--	--	--
25 to 34 years	20	5	6	--	5	--	--
35 to 44 years	28	8	7	--	3	6	--
45 to 54 years	22	8	--	--	3	4	--
55 to 64 years	20	6	4	--	5	--	--
65 years and over	7	--	--	--	3	--	--
Race or ethnic origin⁶							

White (non-Hispanic)	53	22	9	--	10	7	--
Black or African-American (non-Hispanic)	6	--	--	--	--	--	--
Hispanic or Latino	24	4	6	--	--	--	--
American Indian or Alaska Native (non-Hispanic)	--	--	--	--	--	--	--
Asian (non-Hispanic)	--	--	--	--	--	--	--
Native Hawaiian or Pacific Islander (non-Hispanic)	--	--	--	--	--	--	--

¹ Based on the BLS Occupational Injury and Illness Classification System (OIICS) 2.01 implemented for 2011 data forward.

² Includes roadway, nonroadway, air, water, rail fatal occupational injuries, and fatal occupational injuries resulting from being struck by a vehicle.

³ Includes violence by persons, self-inflicted injury, and attacks by animals.

⁴ May include volunteers and workers receiving other types of compensation. Cases where employment status is unknown are included in the counts of wage and salary workers.

⁵ Includes self-employed workers, owners of unincorporated businesses and farms, paid and unpaid family workers, and may include some owners of incorporated businesses or members of partnerships.

⁶ Persons identified as Hispanic or Latino may be of any race. The race categories shown exclude data for Hispanic and Latino workers. Cases where ethnicity is unknown are included in counts of non-Hispanic workers.

Note: Data for all years are revised and final. Totals for major categories may include subcategories not shown separately. For complete information on how the data are coded and presented see our definitions page at <http://www.bls.gov/iif/oshcdef.htm>. Dashes indicate no data reported or data that do not meet publication criteria. CFOI fatal injury counts exclude illness-related deaths unless precipitated by an injury event.

Source: U.S. Department of Labor, Bureau of Labor Statistics, in cooperation with state, New York City, District of Columbia, and federal agencies, Census of Fatal Occupational Injuries, December 19, 2023

TABLE A-9. Fatal occupational injuries by event or exposure for all fatal injuries and major private industry¹ sector, Washington, 2022

Event or exposure ²	Total fatal injuries (number)	Goods producing				Service providing							
		Total goods producing	Natural resources and mining ³	Construction	Manufacturing	Total service providing	Trade, transportation and utilities	Information	Financial activities	Professional and business services	Educational and health services	Leisure and hospitality	Other services
Total	104	--	--	26	5	--	23	--	--	11	--	4	8
Violence and other injuries by persons or animals	23	--	--	3	--	--	--	--	--	--	--	--	--
Intentional injury by person	22	--	--	3	--	--	--	--	--	--	--	--	--
Homicides (Intentional injury by other person)	14	--	--	--	--	--	--	--	--	--	--	--	--
Shooting by other person--intentional	12	--	--	--	--	--	--	--	--	--	--	--	--
Suicides (Self-inflicted injury--intentional)	8	--	3	--	--	--	--	--	--	--	--	--	--
Shooting--intentional self-harm	3	--	--	--	--	--	--	--	--	--	--	--	--
Hanging, strangulation, asphyxiation--intentional self-harm	5	--	--	--	--	--	--	--	--	--	--	--	--
Transportation incidents	32	--	4	5	--	--	--	--	--	--	--	--	--
Aircraft incidents	6	--	1	--	--	--	--	--	--	--	--	--	--
Roadway incidents involving motorized land vehicle	23	--	--	5	--	--	--	--	--	--	--	--	--
Roadway collision with other vehicle	13	--	--	3	--	--	--	--	--	--	--	--	--
Roadway collision--moving in same direction	3	--	--	--	--	--	--	--	--	--	--	--	--
Roadway collision--moving in opposite directions, oncoming	5	--	--	--	--	--	--	--	--	--	--	--	--
Roadway collision with object other than vehicle	5	--	--	--	--	--	--	--	--	--	--	--	--
Vehicle struck object or animal on side of roadway	3	--	--	--	--	--	--	--	--	--	--	--	--
Roadway noncollision incident	5	--	--	--	--	--	--	--	--	--	--	--	--
Falls, slips, trips	19	--	--	8	--	--	--	--	--	--	--	--	--
Falls to lower level	16	--	--	8	--	--	--	--	--	--	--	--	--
Other fall to lower level	13	--	--	7	--	--	--	--	--	--	--	--	--
Other fall to lower level 6 to 10 feet	3	--	--	--	--	--	--	--	--	--	--	--	--
Exposure to harmful substances or environments	16	--	--	3	--	--	--	--	--	--	--	--	3
Exposure to other harmful substances	14	--	--	--	--	--	--	--	--	--	--	--	3
Nonmedical use of drugs or alcohol--unintentional overdose	14	--	--	--	--	--	--	--	--	--	--	--	3

¹ CFOI has used several versions of the North American Industry Classification System (NAICS) since 2003 to define industry. For complete information on the version of NAICS used in this year, see our definitions page at <http://www.bls.gov/iif/oshcdef.htm>. Cases where ownership is unknown are included in private industry counts. Cases classified as foreign government and other government are included in all government counts, but not displayed separately. Cases where industry is unknown are included in the service sector counts.

² Based on the BLS Occupational Injury and Illness Classification System (OIICS) 2.01 implemented for 2011 data forward.

³ Includes fatal injuries at all establishments categorized as Mining (Sector 21) in the North American Industry Classification System, including establishments not governed by the Mine Safety and Health Administration (MSHA) rules and reporting, such as those in Oil and Gas Extraction.

Note: Data for all years are revised and final. Totals for major categories may include subcategories not shown separately. For complete information on how the data are coded and presented see our definitions page at <http://www.bls.gov/iif/oshcdef.htm>. Dashes indicate no data reported or data that do not meet publication criteria. CFOI fatal injury counts exclude illness-related deaths unless precipitated by an injury event.

Source: U.S. Department of Labor, Bureau of Labor Statistics, in cooperation with state, New York City, District of Columbia, and federal agencies, Census of Fatal Occupational Injuries, December 19, 2023

Fatal occupational injuries by selected worker characteristics and selected industry, all ownerships, Washington, 2022

Characteristic	All Industries ¹	All workers (code 000000)
Total:	104	104
Employee status:		
Wage and salary ²	90	90
Self-employed ³	14	14
Gender:		
Women	--	--
Men	103	103
Age:		
Under 16 years	--	--
16 to 17 years	--	--
18 to 19 years	--	--
20 to 24 years	6	6
25 to 34 years	20	20
35 to 44 years	28	28
45 to 54 years	22	22
55 to 64 years	20	20
65 years and over	7	7
Race or ethnic origin⁴:		
White (non-Hispanic)	53	53
Black or African-American (non-Hispanic)	6	6
Hispanic or Latino	24	24
American Indian or Alaska Native (non-Hispanic)	--	--
Asian (non-Hispanic)	--	--
Native Hawaiian or Pacific Islander (non-Hispanic)	--	--

Person of multiple races (non-Hispanic)	--	--
Other races or not reported (non-Hispanic)	15	15
Event or exposure⁵:		
Violence and other injuries by persons or animals	23	23
Intentional injury by person	22	22
Homicides (Intentional injury by other person)	14	14
Suicides (Self-inflicted injury--intentional)	8	8
Transportation incidents	32	32
Aircraft incidents	6	6
Pedestrian vehicular incident	--	--
Roadway incidents involving motorized land vehicle	23	23
Roadway collision with other vehicle	13	13
Roadway noncollision incident	5	5
Nonroadway incidents involving motorized land vehicles	--	--
Nonroadway noncollision incident	--	--
Jack-knifed or overturned, nonroadway	--	--
Fires and explosions	--	--
Falls, slips, trips	19	19
Falls on same level	--	--
Falls to lower level	16	16
Fall from collapsing structure or equipment	--	--
Fall through surface or existing opening	--	--
Exposure to harmful substances or environments	16	16
Exposure to electricity	--	--
Exposure to temperature extremes	--	--
Contact with objects and equipment	--	--
Struck by object or equipment	--	--
Struck by powered vehicle--nontransport	--	--
Struck by falling object or equipment--other than powered vehicle	--	--
Caught in or compressed by equipment or objects	--	--
Caught in running equipment or machinery	--	--
Primary source^{5,6}:		
Chemicals and chemical products	15	15
Containers, furniture, and fixtures	--	--
Machinery	4	4
Agricultural and garden machinery	--	--

Construction, logging, and mining machinery	--	--
Material and personnel handling machinery	--	--
Parts and materials	--	--
Machine, tool, and electric parts	--	--
Persons, plants, animals, and minerals	24	24
Person--other than injured or ill worker	15	15
Relative or domestic partner of injured or ill worker	--	--
Co-worker or work associate of injured or ill worker	--	--
Assailant, suspect, inmate	5	5
Robber	--	--
Plants, trees, vegetation--not processed	--	--
Trees, logs, limbs	--	--
Structures and surfaces	16	16
Buildings--office, plant, residential	--	--
Structures other than buildings	--	--
Scaffolds, staging	--	--
Other structural elements	8	8
Roofs	--	--
Tools, instruments, and equipment	5	5
Ladders	5	5
Vehicles	36	36
Highway vehicles, motorized	27	27
Passenger vehicles--automobiles, buses, and passenger vans	--	--
Trucks--motorized freight hauling and utility	16	16
Multi-purpose highway vehicles	--	--
Off-road and industrial vehicles--powered	--	--
Industrial vehicles, material hauling and transport--powered	--	--
Forklift, order picker, platform truck--powered	--	--
Tractors, PTOs	--	--
Secondary source^{5,7}:		
Chemicals and chemical products	--	--
Containers, furniture, and fixtures	--	--
Machinery	--	--
Parts and materials	--	--
Machine, tool, and electric parts	--	--
Persons, plants, animals, and minerals	3	3
Plants, trees, vegetation--not processed	--	--

Trees, logs, limbs	--	--
Structures and surfaces	24	24
Confined spaces	--	--
Structures other than buildings	4	4
Floors, walkways, ground surfaces	18	18
Tools, instruments, and equipment	19	19
Vehicles	14	14
Highway vehicles, motorized	14	14
Off-road and industrial vehicles--powered	--	--
Nature⁵:		
Traumatic injuries to bones, nerves, spinal cord	--	--
Traumatic injuries to muscles, tendons, ligaments, joints, etc.	--	--
Open wounds	17	17
Gunshot wounds	16	16
Surface wounds and bruises	--	--
Burns and corrosions	--	--
Intracranial injuries	11	11
Effects of environmental conditions	--	--
Multiple traumatic injuries and disorders	44	44
Burns and other injuries, except fractures	--	--
Intracranial injuries and injuries to internal organs	6	6
Other traumatic injuries and disorders	29	29
Asphyxiations, strangulations, suffocations	--	--
Drownings	--	--
Electrocutions, electric shocks	--	--
Internal injuries to organs and blood vessels of the trunk	--	--
Other poisoning, toxic, noxious, or allergenic effects	15	15
Part of body⁵:		
Head	17	17
Neck, including throat	--	--
Trunk	6	6
Chest, including ribs, internal organs	3	3
Back, including spine, spinal cord	--	--
Upper extremities	--	--
Lower extremities	--	--
Body systems	24	24

Multiple body parts	51	51
Head and neck	3	3
Head, neck, and trunk	--	--
Head and trunk	7	7
Other multiple body parts	--	--
Whole body	--	--
Worker activity:		
Vehicular and transportation operations	36	36
Using or operating tools, machinery	3	3
Constructing, repairing, cleaning	16	16
Protective service activities	6	6
Material handling operations	--	--
Physical activities, n.e.c.	8	8
Other activities	6	6
Tending an establishment, waiting on customers	--	--
Location:		
Home	20	20
Farm	4	4
Mine and quarry	--	--
Industrial place and premises	13	13
Place for recreation and sport	--	--
Street and highway	27	27
Public building	17	17
Residential institution	--	--
Occupation⁸:		
Management Occupations	5	5
Business and Financial Operations Occupations	3	3
Computer and Mathematical Occupations	--	--
Architecture and Engineering Occupations	--	--
Life, Physical, and Social Science Occupations	1	1
Community and Social Services Occupations	--	--
Legal Occupations	--	--
Education, Training, and Library Occupations	--	--
Arts, Design, Entertainment, Sports, and Media Occupations	--	--
Healthcare Practitioner and Technical Occupations	--	--

Healthcare Support Occupations	--	--
Protective Service Occupations	9	9
Food Preparation and Serving Related Occupations	--	--
Building and Grounds Cleaning and Maintenance Occupations	4	4
Personal Care and Service Occupations	1	1
Sales and Related Occupations	3	3
Office and Administrative Support Occupations	--	--
Farming, Fishing, and Forestry Occupations	7	7
Construction and Extraction Occupations	26	26
Installation, Maintenance, and Repair Occupations	4	4
Production Occupations	4	4
Transportation and Material Moving Occupations	25	25
Military Specific Occupations ⁹	--	--

¹ CFOI has used several versions of the North American Industry Classification System (NAICS) since 2003 to define industry. For complete information on the version of NAICS used in this year, see our definitions page at <http://www.bls.gov/iif/oshcdef.htm>. Cases where ownership is unknown are included in private industry counts. Cases classified as foreign government and other government are included in all government counts, but not displayed separately. Cases where industry is unknown are included in the service sector counts.

² May include volunteers and workers receiving other types of compensation. Cases where employment status is unknown are included in the counts of wage and salary workers.

³ Includes self-employed workers, owners of unincorporated businesses and farms, paid and unpaid family workers, and may include some owners of incorporated businesses or members of partnerships.

⁴ Persons identified as Hispanic or Latino may be of any race. The race categories shown exclude data for Hispanic and Latino workers. Cases where ethnicity is unknown are included in counts of non-Hispanic workers.

⁵ Based on the BLS Occupational Injury and Illness Classification System (OIICS) 2.01 implemented for 2011 data forward.

⁶ The primary source of a fatal occupational injury is the object, substance, person, bodily motion, or exposure which most directly led to, produced, or inflicted the injury or illness.

⁷ The secondary source of a fatal occupational injury is the object, substance, person, or exposure, other than the source, if any, which most actively generated the source or contributed to the injury or illness.

⁸ CFOI has used several versions of the Standard Occupation Classification (SOC) system since 2003 to define occupation. For complete information on the version of SOC used in this year, see our definitions page at <http://www.bls.gov/iif/oshcdef.htm>. Cases where occupation is unknown are included in the total.

⁹ Includes fatal injuries to persons identified as resident armed forces regardless of individual occupation listed.

Note: Data for all years are revised and final. Totals for major categories may include subcategories not shown separately. For complete information on how the data are coded and presented see our definitions page at <http://www.bls.gov/iif/oshcdef.htm>. Dashes indicate no data reported or data that do not meet publication criteria. N.e.c. means "not elsewhere classified." CFOI fatal injury counts exclude illness-related deaths unless precipitated by an injury event.

Source: U.S. Department of Labor, Bureau of Labor Statistics, in cooperation with state, New York City, District of Columbia, and federal agencies, Census of Fatal Occupational Injuries, December 19, 2023

Fatal occupational injuries by selected worker characteristics and selected occupation, all ownerships, Washington, 2022

Characteristic	All Occupations ^{1,2}	All occupations (code 000000)
Total:	104	104
Employee status:		
Wage and salary ³	90	90
Self-employed ⁴	14	14
Gender:		
Women	--	--
Men	103	103
Age:		
Under 16 years	--	--
16 to 17 years	--	--
18 to 19 years	--	--
20 to 24 years	6	6
25 to 34 years	20	20
35 to 44 years	28	28
45 to 54 years	22	22
55 to 64 years	20	20
65 years and over	7	7
Race or ethnic origin⁵:		
White (non-Hispanic)	53	53
Black or African-American (non-Hispanic)	6	6
Hispanic or Latino	24	24
American Indian or Alaska Native (non-Hispanic)	--	--
Asian (non-Hispanic)	--	--
Native Hawaiian or Pacific Islander (non-Hispanic)	--	--

Person of multiple races (non-Hispanic)	--	--
Other races or not reported (non-Hispanic)	15	15
Event or exposure⁶:		
Violence and other injuries by persons or animals	23	23
Intentional injury by person	22	22
Homicides (Intentional injury by other person)	14	14
Suicides (Self-inflicted injury--intentional)	8	8
Transportation incidents	32	32
Aircraft incidents	6	6
Pedestrian vehicular incident	--	--
Roadway incidents involving motorized land vehicle	23	23
Roadway collision with other vehicle	13	13
Roadway noncollision incident	5	5
Nonroadway incidents involving motorized land vehicles	--	--
Nonroadway noncollision incident	--	--
Jack-knifed or overturned, nonroadway	--	--
Fires and explosions	--	--
Falls, slips, trips	19	19
Falls on same level	--	--
Falls to lower level	16	16
Fall from collapsing structure or equipment	--	--
Fall through surface or existing opening	--	--
Exposure to harmful substances or environments	16	16
Exposure to electricity	--	--
Exposure to temperature extremes	--	--
Contact with objects and equipment	--	--
Struck by object or equipment	--	--
Struck by powered vehicle--nontransport	--	--
Struck by falling object or equipment--other than powered vehicle	--	--
Caught in or compressed by equipment or objects	--	--
Caught in running equipment or machinery	--	--
Primary source^{6,7}:		
Chemicals and chemical products	15	15
Containers, furniture, and fixtures	--	--
Machinery	4	4
Agricultural and garden machinery	--	--

Construction, logging, and mining machinery	--	--
Material and personnel handling machinery	--	--
Parts and materials	--	--
Machine, tool, and electric parts	--	--
Persons, plants, animals, and minerals	24	24
Person--other than injured or ill worker	15	15
Relative or domestic partner of injured or ill worker	--	--
Co-worker or work associate of injured or ill worker	--	--
Assailant, suspect, inmate	5	5
Robber	--	--
Plants, trees, vegetation--not processed	--	--
Trees, logs, limbs	--	--
Structures and surfaces	16	16
Buildings--office, plant, residential	--	--
Structures other than buildings	--	--
Scaffolds, staging	--	--
Other structural elements	8	8
Roofs	--	--
Tools, instruments, and equipment	5	5
Ladders	5	5
Vehicles	36	36
Highway vehicles, motorized	27	27
Passenger vehicles--automobiles, buses, and passenger vans	--	--
Trucks--motorized freight hauling and utility	16	16
Multi-purpose highway vehicles	--	--
Off-road and industrial vehicles--powered	--	--
Industrial vehicles, material hauling and transport--powered	--	--
Forklift, order picker, platform truck--powered	--	--
Tractors, PTOs	--	--
Secondary source^{6,8}:		
Chemicals and chemical products	--	--
Containers, furniture, and fixtures	--	--
Machinery	--	--
Parts and materials	--	--
Machine, tool, and electric parts	--	--
Persons, plants, animals, and minerals	3	3
Plants, trees, vegetation--not processed	--	--

Trees, logs, limbs	--	--
Structures and surfaces	24	24
Confined spaces	--	--
Structures other than buildings	4	4
Floors, walkways, ground surfaces	18	18
Tools, instruments, and equipment	19	19
Vehicles	14	14
Highway vehicles, motorized	14	14
Off-road and industrial vehicles--powered	--	--
Nature⁶:		
Traumatic injuries to bones, nerves, spinal cord	--	--
Traumatic injuries to muscles, tendons, ligaments, joints, etc.	--	--
Open wounds	17	17
Gunshot wounds	16	16
Surface wounds and bruises	--	--
Burns and corrosions	--	--
Intracranial injuries	11	11
Effects of environmental conditions	--	--
Multiple traumatic injuries and disorders	44	44
Burns and other injuries, except fractures	--	--
Intracranial injuries and injuries to internal organs	6	6
Other traumatic injuries and disorders	29	29
Asphyxiations, strangulations, suffocations	--	--
Drownings	--	--
Electrocutions, electric shocks	--	--
Internal injuries to organs and blood vessels of the trunk	--	--
Other poisoning, toxic, noxious, or allergenic effects	15	15
Part of body⁶:		
Head	17	17
Neck, including throat	--	--
Trunk	6	6
Chest, including ribs, internal organs	3	3
Back, including spine, spinal cord	--	--
Upper extremities	--	--
Lower extremities	--	--
Body systems	24	24

Multiple body parts	51	51
Head and neck	3	3
Head, neck, and trunk	--	--
Head and trunk	7	7
Other multiple body parts	--	--
Whole body	--	--
Worker activity:		
Vehicular and transportation operations	36	36
Using or operating tools, machinery	3	3
Constructing, repairing, cleaning	16	16
Protective service activities	6	6
Material handling operations	--	--
Physical activities, n.e.c.	8	8
Other activities	6	6
Tending an establishment, waiting on customers	--	--
Location:		
Home	20	20
Farm	4	4
Mine and quarry	--	--
Industrial place and premises	13	13
Place for recreation and sport	--	--
Street and highway	27	27
Public building	17	17
Residential institution	--	--
Private industry⁹:	95	95
Goods producing	--	--
Natural resources and mining ¹⁰	--	--
Construction	26	26
Manufacturing	5	5
Service providing	--	--
Trade, transportation, and utilities	23	23
Information	--	--
Financial activities	--	--
Professional and business services	11	11
Educational and health services	--	--

Leisure and hospitality	4	4
Other services, except public administration	8	8
Government¹¹:	--	--
Federal government	2	2
State government	--	--
Local government	6	6

¹ CFOI has used several versions of the Standard Occupation Classification (SOC) system since 2003 to define occupation. For complete information on the version of SOC used in this year, see our definitions page at <http://www.bls.gov/iif/oshcfdef.htm>. Cases where occupation is unknown are included in the total.

² Includes fatal injuries to persons identified as resident armed forces regardless of individual occupation listed.

³ May include volunteers and workers receiving other types of compensation. Cases where employment status is unknown are included in the counts of wage and salary workers.

⁴ Includes self-employed workers, owners of unincorporated businesses and farms, paid and unpaid family workers, and may include some owners of incorporated businesses or members of partnerships.

⁵ Persons identified as Hispanic or Latino may be of any race. The race categories shown exclude data for Hispanic and Latino workers. Cases where ethnicity is unknown are included in counts of non-Hispanic workers.

⁶ Based on the BLS Occupational Injury and Illness Classification System (OIICS) 2.01 implemented for 2011 data forward.

⁷ The primary source of a fatal occupational injury is the object, substance, person, bodily motion, or exposure which most directly led to, produced, or inflicted the injury or illness.

⁸ The secondary source of a fatal occupational injury is the object, substance, person, or exposure, other than the source, if any, which most actively generated the source or contributed to the injury or illness.

⁹ CFOI has used several versions of the North American Industry Classification System (NAICS) since 2003 to define industry. For complete information on the version of NAICS used in this year, see our definitions page at <http://www.bls.gov/iif/oshcfdef.htm>. Cases where ownership is unknown are included in private industry counts. Cases classified as foreign government and other government are included in all government counts, but not displayed separately. Cases where industry is unknown are included in the service sector counts.

¹⁰ Includes fatal injuries at all establishments categorized as Mining (Sector 21) in the North American Industry Classification System, including establishments not governed by the Mine Safety and Health Administration (MSHA) rules and reporting, such as those in Oil and Gas Extraction.

¹¹ Includes fatal injuries to workers employed by governmental organizations regardless of industry.

Note: Data for all years are revised and final. Totals for major categories may include subcategories not shown separately. For complete information on how the data are coded and presented see our definitions page at <http://www.bls.gov/iif/oshcfdef.htm>. Dashes indicate no data reported or data that do not meet publication criteria. N.e.c. means "not elsewhere classified." CFOI fatal injury counts exclude illness-related deaths unless precipitated by an injury event.

Source: U.S. Department of Labor, Bureau of Labor Statistics, in cooperation with state, New York City, District of Columbia, and federal agencies, Census of Fatal Occupational Injuries, December 19, 2023

Fatal occupational injuries by selected worker characteristics and selected primary source, all ownerships, Washington, 2022

Characteristic	All primary sources ^{1,2}	All sources (code 0000XX)
Total:	104	104
Employee status:		
Wage and salary ³	90	90
Self-employed ⁴	14	14
Gender:		
Women	--	--
Men	103	103
Age:		
Under 16 years	--	--
16 to 17 years	--	--
18 to 19 years	--	--
20 to 24 years	6	6
25 to 34 years	20	20
35 to 44 years	28	28
45 to 54 years	22	22
55 to 64 years	20	20
65 years and over	7	7
Race or ethnic origin⁵:		
White (non-Hispanic)	53	53
Black or African-American (non-Hispanic)	6	6
Hispanic or Latino	24	24
American Indian or Alaska Native (non-Hispanic)	--	--
Asian (non-Hispanic)	--	--
Native Hawaiian or Pacific Islander (non-Hispanic)	--	--

Person of multiple races (non-Hispanic)	--	--
Other races or not reported (non-Hispanic)	15	15
Event or exposure¹:		
Violence and other injuries by persons or animals	23	23
Intentional injury by person	22	22
Homicides (Intentional injury by other person)	14	14
Suicides (Self-inflicted injury--intentional)	8	8
Transportation incidents	32	32
Aircraft incidents	6	6
Pedestrian vehicular incident	--	--
Roadway incidents involving motorized land vehicle	23	23
Roadway collision with other vehicle	13	13
Roadway noncollision incident	5	5
Nonroadway incidents involving motorized land vehicles	--	--
Nonroadway noncollision incident	--	--
Jack-knifed or overturned, nonroadway	--	--
Fires and explosions	--	--
Falls, slips, trips	19	19
Falls on same level	--	--
Falls to lower level	16	16
Fall from collapsing structure or equipment	--	--
Fall through surface or existing opening	--	--
Exposure to harmful substances or environments	16	16
Exposure to electricity	--	--
Exposure to temperature extremes	--	--
Contact with objects and equipment	--	--
Struck by object or equipment	--	--
Struck by powered vehicle--nontransport	--	--
Struck by falling object or equipment--other than powered vehicle	--	--
Caught in or compressed by equipment or objects	--	--
Caught in running equipment or machinery	--	--
Nature¹:		
Traumatic injuries to bones, nerves, spinal cord	--	--
Traumatic injuries to muscles, tendons, ligaments, joints, etc.	--	--
Open wounds	17	17
Gunshot wounds	16	16

Surface wounds and bruises	--	--
Burns and corrosions	--	--
Intracranial injuries	11	11
Effects of environmental conditions	--	--
Multiple traumatic injuries and disorders	44	44
Burns and other injuries, except fractures	--	--
Intracranial injuries and injuries to internal organs	6	6
Other traumatic injuries and disorders	29	29
Asphyxiations, strangulations, suffocations	--	--
Drownings	--	--
Electrocutions, electric shocks	--	--
Internal injuries to organs and blood vessels of the trunk	--	--
Other poisoning, toxic, noxious, or allergenic effects	15	15
Part of body¹:		
Head	17	17
Neck, including throat	--	--
Trunk	6	6
Chest, including ribs, internal organs	3	3
Back, including spine, spinal cord	--	--
Upper extremities	--	--
Lower extremities	--	--
Body systems	24	24
Multiple body parts	51	51
Head and neck	3	3
Head, neck, and trunk	--	--
Head and trunk	7	7
Other multiple body parts	--	--
Whole body	--	--
Worker activity:		
Vehicular and transportation operations	36	36
Using or operating tools, machinery	3	3
Constructing, repairing, cleaning	16	16
Protective service activities	6	6
Material handling operations	--	--
Physical activities, n.e.c.	8	8
Other activities	6	6

Tending an establishment, waiting on customers	--	--
Location:		
Home	20	20
Farm	4	4
Mine and quarry	--	--
Industrial place and premises	13	13
Place for recreation and sport	--	--
Street and highway	27	27
Public building	17	17
Residential institution	--	--
Occupation⁶:		
Management Occupations	5	5
Business and Financial Operations Occupations	3	3
Computer and Mathematical Occupations	--	--
Architecture and Engineering Occupations	--	--
Life, Physical, and Social Science Occupations	1	1
Community and Social Services Occupations	--	--
Legal Occupations	--	--
Education, Training, and Library Occupations	--	--
Arts, Design, Entertainment, Sports, and Media Occupations	--	--
Healthcare Practitioner and Technical Occupations	--	--
Healthcare Support Occupations	--	--
Protective Service Occupations	9	9
Food Preparation and Serving Related Occupations	--	--
Building and Grounds Cleaning and Maintenance Occupations	4	4
Personal Care and Service Occupations	1	1
Sales and Related Occupations	3	3
Office and Administrative Support Occupations	--	--
Farming, Fishing, and Forestry Occupations	7	7
Construction and Extraction Occupations	26	26
Installation, Maintenance, and Repair Occupations	4	4
Production Occupations	4	4
Transportation and Material Moving Occupations	25	25
Military Specific Occupations ⁷	--	--
Private industry⁸:	95	95

Goods producing	--	--
Natural resources and mining ⁹	--	--
Construction	26	26
Manufacturing	5	5
Service providing	--	--
Trade, transportation, and utilities	23	23
Information	--	--
Financial activities	--	--
Professional and business services	11	11
Educational and health services	--	--
Leisure and hospitality	4	4
Other services, except public administration	8	8
Government¹⁰:	--	--
Federal government	2	2
State government	--	--
Local government	6	6

¹ Based on the BLS Occupational Injury and Illness Classification System (OIICS) 2.01 implemented for 2011 data forward.

² The primary source of a fatal occupational injury is the object, substance, person, bodily motion, or exposure which most directly led to, produced, or inflicted the injury or illness.

³ May include volunteers and workers receiving other types of compensation. Cases where employment status is unknown are included in the counts of wage and salary workers.

⁴ Includes self-employed workers, owners of unincorporated businesses and farms, paid and unpaid family workers, and may include some owners of incorporated businesses or members of partnerships.

⁵ Persons identified as Hispanic or Latino may be of any race. The race categories shown exclude data for Hispanic and Latino workers. Cases where ethnicity is unknown are included in counts of non-Hispanic workers.

⁶ CFOI has used several versions of the Standard Occupation Classification (SOC) system since 2003 to define occupation. For complete information on the version of SOC used in this year, see our definitions page at <http://www.bls.gov/iif/oshcdef.htm>. Cases where occupation is unknown are included in the total.

⁷ Includes fatal injuries to persons identified as resident armed forces regardless of individual occupation listed.

⁸ CFOI has used several versions of the North American Industry Classification System (NAICS) since 2003 to define industry. For complete information on the version of NAICS used in this year, see our definitions page at <http://www.bls.gov/iif/oshcdef.htm>. Cases where ownership is unknown are included in private industry counts. Cases classified as foreign government and other government are included in all government counts, but not displayed separately. Cases where industry is unknown are included in the service sector counts.

⁹ Includes fatal injuries at all establishments categorized as Mining (Sector 21) in the North American Industry Classification System, including establishments not governed by the Mine Safety and Health Administration (MSHA) rules and reporting, such as those in Oil and Gas Extraction.

¹⁰ Includes fatal injuries to workers employed by governmental organizations regardless of industry.

Note: Data for all years are revised and final. Totals for major categories may include subcategories not shown separately. For complete information on how the data are coded and presented see our definitions page at <http://www.bls.gov/iif/oshcdef.htm>. Dashes indicate no data reported or data that do not meet publication criteria. N.e.c. means "not elsewhere classified." CFOI fatal injury counts exclude illness-related deaths unless precipitated by an injury event.

Source: U.S. Department of Labor, Bureau of Labor Statistics, in cooperation with state, New York City, District of Columbia, and federal agencies, Census of Fatal Occupational Injuries, December 19, 2023

Fatal occupational injuries by selected worker characteristics and selected event or exposure, all ownerships, Washington, 2022

Characteristic	All Events ¹	All events and exposures (code 0000)
Total:	104	104
Employee status:		
Wage and salary ²	90	90
Self-employed ³	14	14
Gender:		
Women	--	--
Men	103	103
Age:		
Under 16 years	--	--
16 to 17 years	--	--
18 to 19 years	--	--
20 to 24 years	6	6
25 to 34 years	20	20
35 to 44 years	28	28
45 to 54 years	22	22
55 to 64 years	20	20
65 years and over	7	7
Race or ethnic origin⁴:		
White (non-Hispanic)	53	53
Black or African-American (non-Hispanic)	6	6
Hispanic or Latino	24	24
American Indian or Alaska Native (non-Hispanic)	--	--
Asian (non-Hispanic)	--	--
Native Hawaiian or Pacific Islander (non-Hispanic)	--	--
Person of multiple races (non-Hispanic)	--	--

Other races or not reported (non-Hispanic)	15	15
Primary source^{1,5}:		
Chemicals and chemical products	15	15
Containers, furniture, and fixtures	--	--
Machinery	4	4
Agricultural and garden machinery	--	--
Construction, logging, and mining machinery	--	--
Material and personnel handling machinery	--	--
Parts and materials	--	--
Machine, tool, and electric parts	--	--
Persons, plants, animals, and minerals	24	24
Person--other than injured or ill worker	15	15
Relative or domestic partner of injured or ill worker	--	--
Co-worker or work associate of injured or ill worker	--	--
Assailant, suspect, inmate	5	5
Robber	--	--
Plants, trees, vegetation--not processed	--	--
Trees, logs, limbs	--	--
Structures and surfaces	16	16
Buildings--office, plant, residential	--	--
Structures other than buildings	--	--
Scaffolds, staging	--	--
Other structural elements	8	8
Roofs	--	--
Tools, instruments, and equipment	5	5
Ladders	5	5
Vehicles	36	36
Highway vehicles, motorized	27	27
Passenger vehicles--automobiles, buses, and passenger vans	--	--
Trucks--motorized freight hauling and utility	16	16
Multi-purpose highway vehicles	--	--
Off-road and industrial vehicles--powered	--	--
Industrial vehicles, material hauling and transport--powered	--	--
Forklift, order picker, platform truck--powered	--	--
Tractors, PTOs	--	--
Secondary source^{1,6}:		

Chemicals and chemical products	--	--
Containers, furniture, and fixtures	--	--
Machinery	--	--
Parts and materials	--	--
Machine, tool, and electric parts	--	--
Persons, plants, animals, and minerals	3	3
Plants, trees, vegetation--not processed	--	--
Trees, logs, limbs	--	--
Structures and surfaces	24	24
Confined spaces	--	--
Structures other than buildings	4	4
Floors, walkways, ground surfaces	18	18
Tools, instruments, and equipment	19	19
Vehicles	14	14
Highway vehicles, motorized	14	14
Off-road and industrial vehicles--powered	--	--
Nature¹:		
Traumatic injuries to bones, nerves, spinal cord	--	--
Traumatic injuries to muscles, tendons, ligaments, joints, etc.	--	--
Open wounds	17	17
Gunshot wounds	16	16
Surface wounds and bruises	--	--
Burns and corrosions	--	--
Intracranial injuries	11	11
Effects of environmental conditions	--	--
Multiple traumatic injuries and disorders	44	44
Burns and other injuries, except fractures	--	--
Intracranial injuries and injuries to internal organs	6	6
Other traumatic injuries and disorders	29	29
Asphyxiations, strangulations, suffocations	--	--
Drownings	--	--
Electrocutions, electric shocks	--	--
Internal injuries to organs and blood vessels of the trunk	--	--
Other poisoning, toxic, noxious, or allergenic effects	15	15
Part of body¹:		
Head	17	17

Neck, including throat	--	--
Trunk	6	6
Chest, including ribs, internal organs	3	3
Back, including spine, spinal cord	--	--
Upper extremities	--	--
Lower extremities	--	--
Body systems	24	24
Multiple body parts	51	51
Head and neck	3	3
Head, neck, and trunk	--	--
Head and trunk	7	7
Other multiple body parts	--	--
Whole body	--	--
Worker activity:		
Vehicular and transportation operations	36	36
Using or operating tools, machinery	3	3
Constructing, repairing, cleaning	16	16
Protective service activities	6	6
Material handling operations	--	--
Physical activities, n.e.c.	8	8
Other activities	6	6
Tending an establishment, waiting on customers	--	--
Location:		
Home	20	20
Farm	4	4
Mine and quarry	--	--
Industrial place and premises	13	13
Place for recreation and sport	--	--
Street and highway	27	27
Public building	17	17
Residential institution	--	--
Occupation⁷:		
Management Occupations	5	5
Business and Financial Operations Occupations	3	3
Computer and Mathematical Occupations	--	--

Architecture and Engineering Occupations	--	--
Life, Physical, and Social Science Occupations	--	--
Community and Social Services Occupations	--	--
Legal Occupations	--	--
Education, Training, and Library Occupations	--	--
Arts, Design, Entertainment, Sports, and Media Occupations	--	--
Healthcare Practitioner and Technical Occupations	--	--
Healthcare Support Occupations	--	--
Protective Service Occupations	9	9
Food Preparation and Serving Related Occupations	--	--
Building and Grounds Cleaning and Maintenance Occupations	4	4
Personal Care and Service Occupations	1	1
Sales and Related Occupations	3	3
Office and Administrative Support Occupations	--	--
Farming, Fishing, and Forestry Occupations	7	7
Construction and Extraction Occupations	26	26
Installation, Maintenance, and Repair Occupations	4	4
Production Occupations	4	4
Transportation and Material Moving Occupations	25	25
Military Specific Occupations ⁸	--	--
Private industry⁹:	95	95
Goods producing	--	--
Natural resources and mining ¹⁰	--	--
Construction	26	26
Manufacturing	5	5
Service providing	--	--
Trade, transportation, and utilities	23	23
Information	--	--
Financial activities	--	--
Professional and business services	11	11
Educational and health services	--	--
Leisure and hospitality	4	4
Other services, except public administration	8	8
Government¹¹:	--	--
Federal government	--	--
State government	--	--
Local government	6	6

¹ Based on the BLS Occupational Injury and Illness Classification System (OIICS) 2.01 implemented for 2011 data forward.

² May include volunteers and workers receiving other types of compensation. Cases where employment status is unknown are included in the counts of wage and salary workers.

³ Includes self-employed workers, owners of unincorporated businesses and farms, paid and unpaid family workers, and may include some owners of incorporated businesses or members of partnerships.

⁴ Persons identified as Hispanic or Latino may be of any race. The race categories shown exclude data for Hispanic and Latino workers. Cases where ethnicity is unknown are included in counts of non-Hispanic workers.

⁵ The primary source of a fatal occupational injury is the object, substance, person, bodily motion, or exposure which most directly led to, produced, or inflicted the injury or illness.

⁶ The secondary source of a fatal occupational injury is the object, substance, person, or exposure, other than the source, if any, which most actively generated the source or contributed to the injury or illness.

⁷ CFOI has used several versions of the Standard Occupation Classification (SOC) system since 2003 to define occupation. For complete information on the version of SOC used in this year, see our definitions page at <http://www.bls.gov/iif/oshcdef.htm>. Cases where occupation is unknown are included in the total.

⁸ Includes fatal injuries to persons identified as resident armed forces regardless of individual occupation listed.

⁹ CFOI has used several versions of the North American Industry Classification System (NAICS) since 2003 to define industry. For complete information on the version of NAICS used in this year, see our definitions page at <http://www.bls.gov/iif/oshcdef.htm>. Cases where ownership is unknown are included in private industry counts. Cases classified as foreign government and other government are included in all government counts, but not displayed separately. Cases where industry is unknown are included in the service sector counts.

¹⁰ Includes fatal injuries at all establishments categorized as Mining (Sector 21) in the North American Industry Classification System, including establishments not governed by the Mine Safety and Health Administration (MSHA) rules and reporting, such as those in Oil and Gas Extraction.

¹¹ Includes fatal injuries to workers employed by governmental organizations regardless of industry.

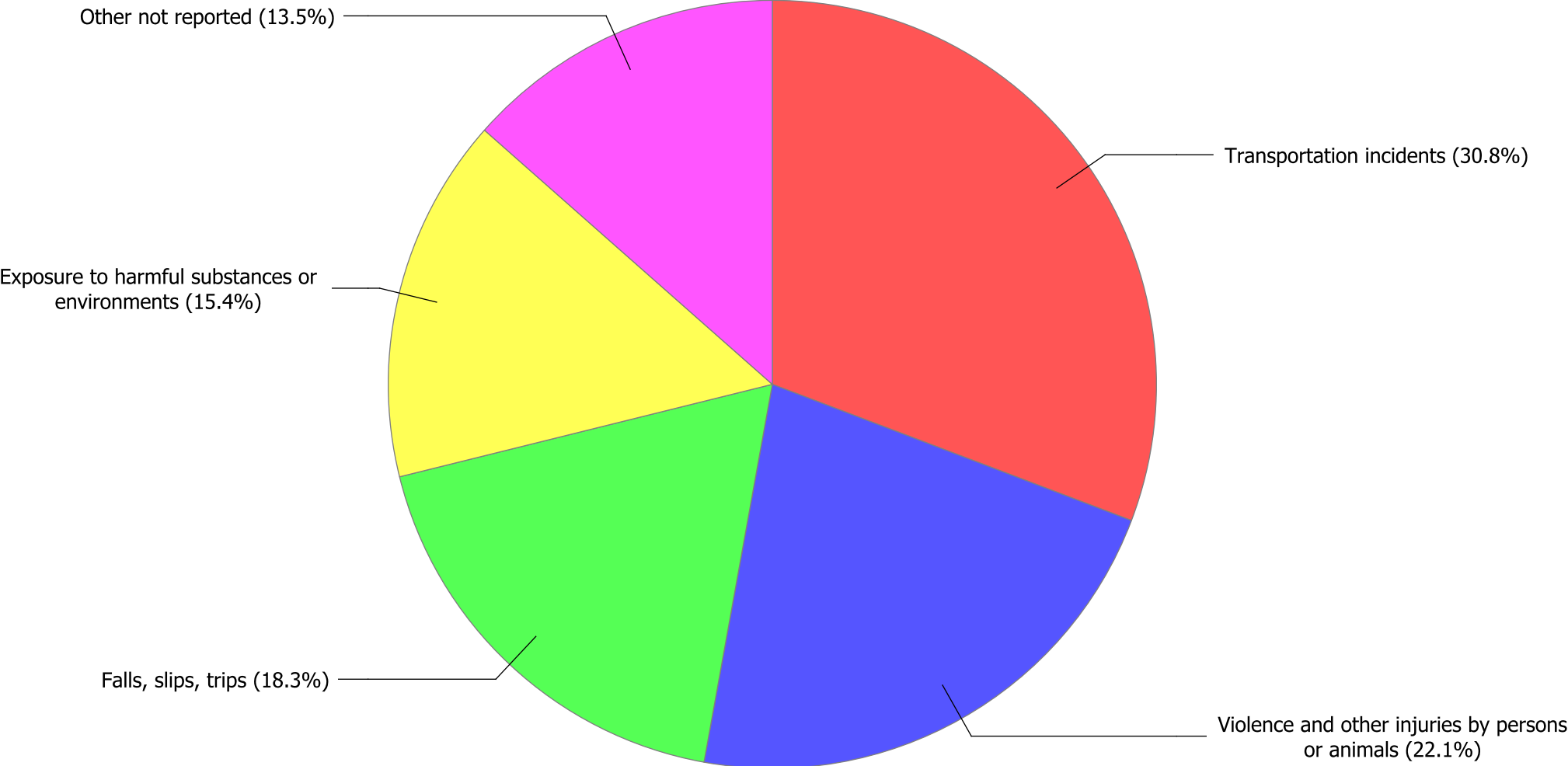
Note: Data for all years are revised and final. Totals for major categories may include subcategories not shown separately. For complete information on how the data are coded and presented see our definitions page at <http://www.bls.gov/iif/oshcdef.htm>. Dashes indicate no data reported or data that do not meet publication criteria. N.e.c. means "not elsewhere classified." CFOI fatal injury counts exclude illness-related deaths unless precipitated by an injury event.

Source: U.S. Department of Labor, Bureau of Labor Statistics, in cooperation with state, New York City, District of Columbia, and federal agencies, Census of Fatal Occupational Injuries, December 19, 2023

Workplace fatal injuries by event or exposure, all ownerships, Washington, 2022 (104 total fatal injuries)

Characteristics	Value
Fires and explosions	-
Contact with objects and equipment	-
Transportation incidents	32
Violence and other injuries by persons or animals	23
Falls, slips, trips	19
Exposure to harmful substances or environments	16
Other not reported	14

Workplace fatal injuries by event or exposure, all ownerships, Washington, 2022 (104 total fatal injuries)

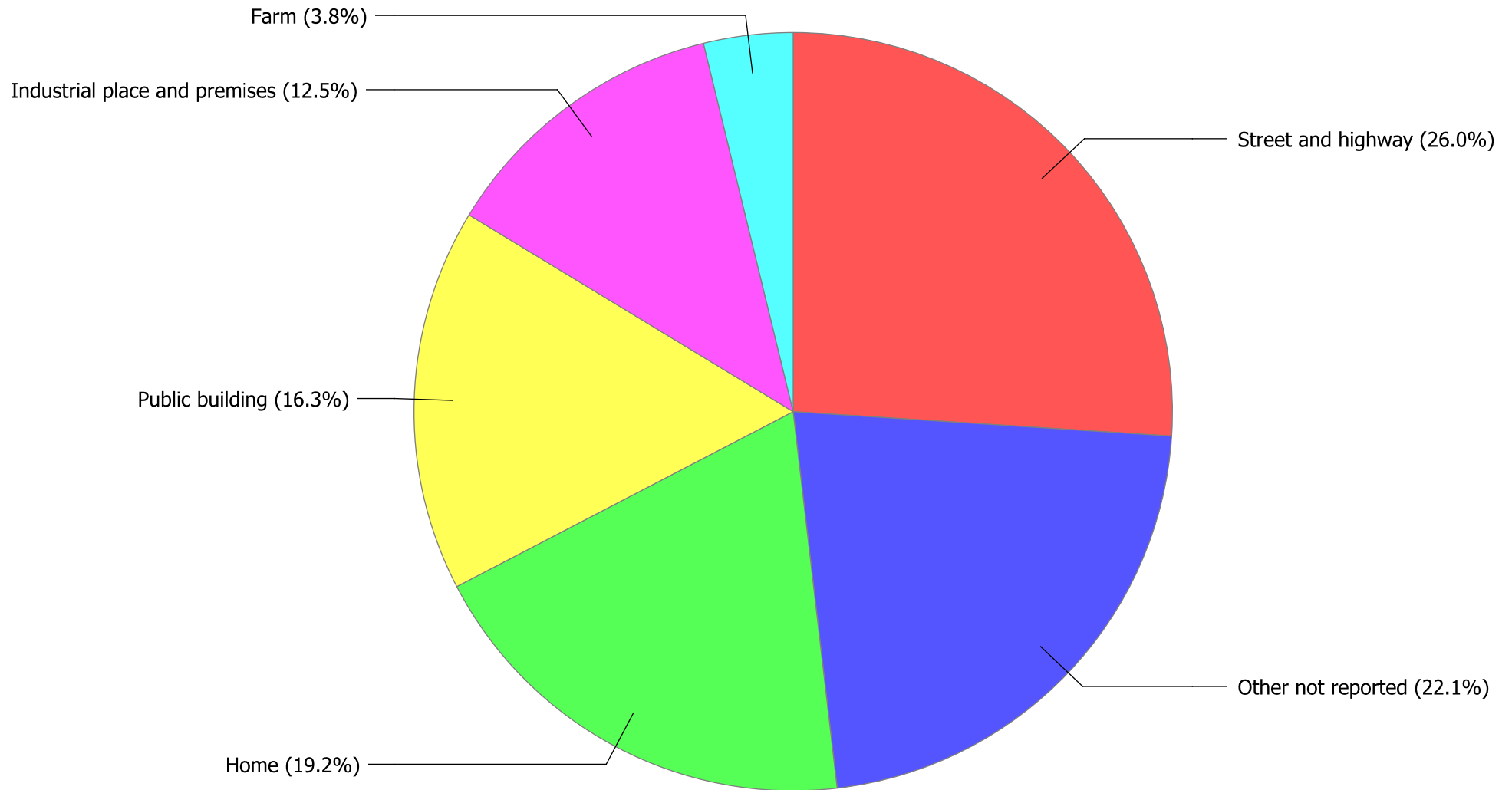


[SOURCE : U.S. Bureau of Labor Statistics, U.S. Department of Labor, 2023]

Fatal work injuries by location, all ownerships, Washington, 2022 (104 total fatal injuries)

Characteristics	Value
Mine and quarry	-
Place for recreation and sport	-
Residential institution	-
Street and highway	27
Other not reported	23
Home	20
Public building	17
Industrial place and premises	13
Farm	4

Fatal work injuries by location, all ownerships, Washington, 2022 (104 total fatal injuries)

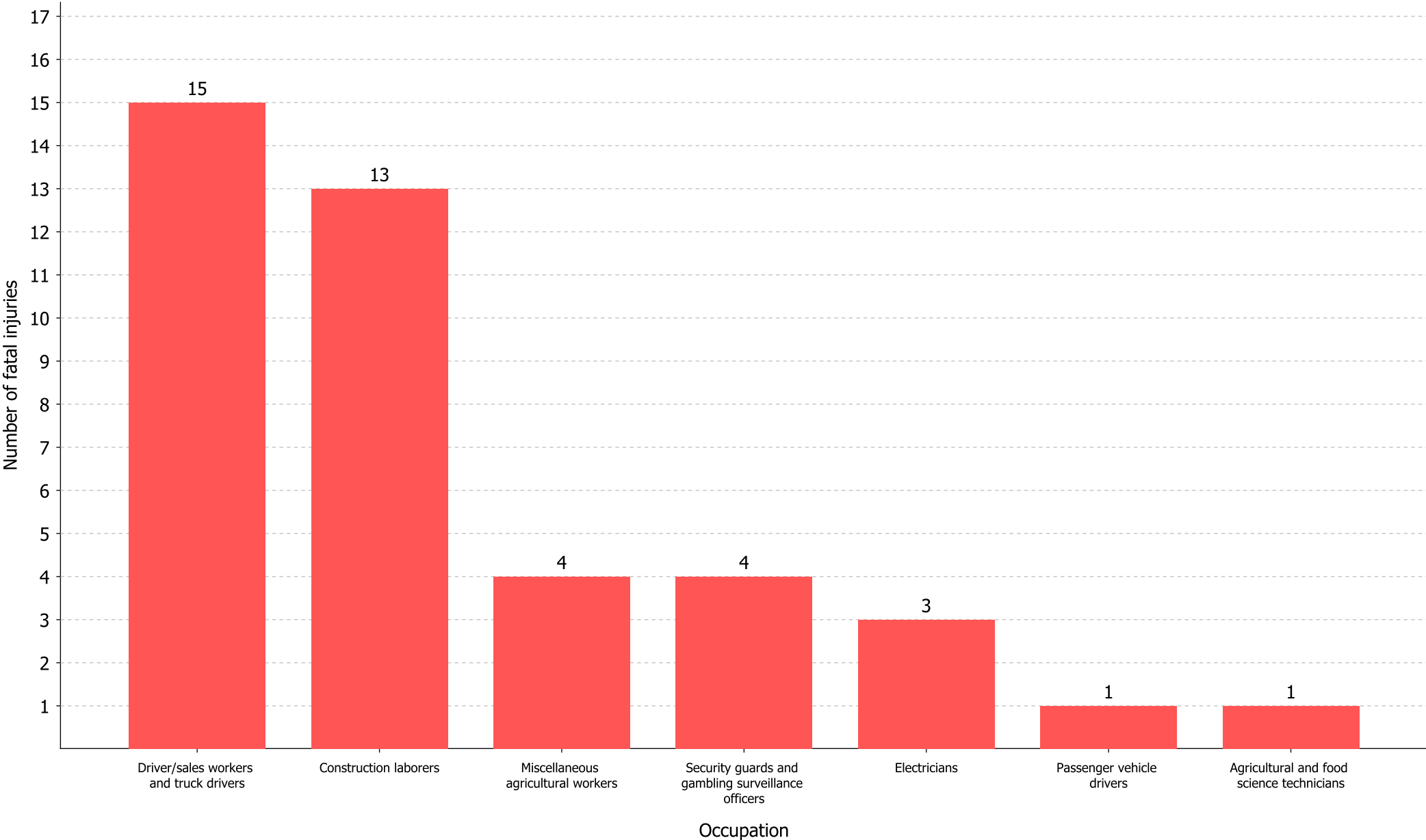


[SOURCE : U.S. Bureau of Labor Statistics, U.S. Department of Labor, 2023]

Occupations with the largest number of worker fatal injuries, all ownerships, Washington, 2022 (104 total fatal injuries)

Characteristics	Value
Driver/sales workers and truck drivers	15
Construction laborers	13
Miscellaneous agricultural workers	4
Security guards and gambling surveillance officers	4
Electricians	3
Passenger vehicle drivers	1
Agricultural and food science technicians	1

Occupations with the largest number of worker fatal injuries, all ownerships, Washington, 2022 (104 total fatal injuries)



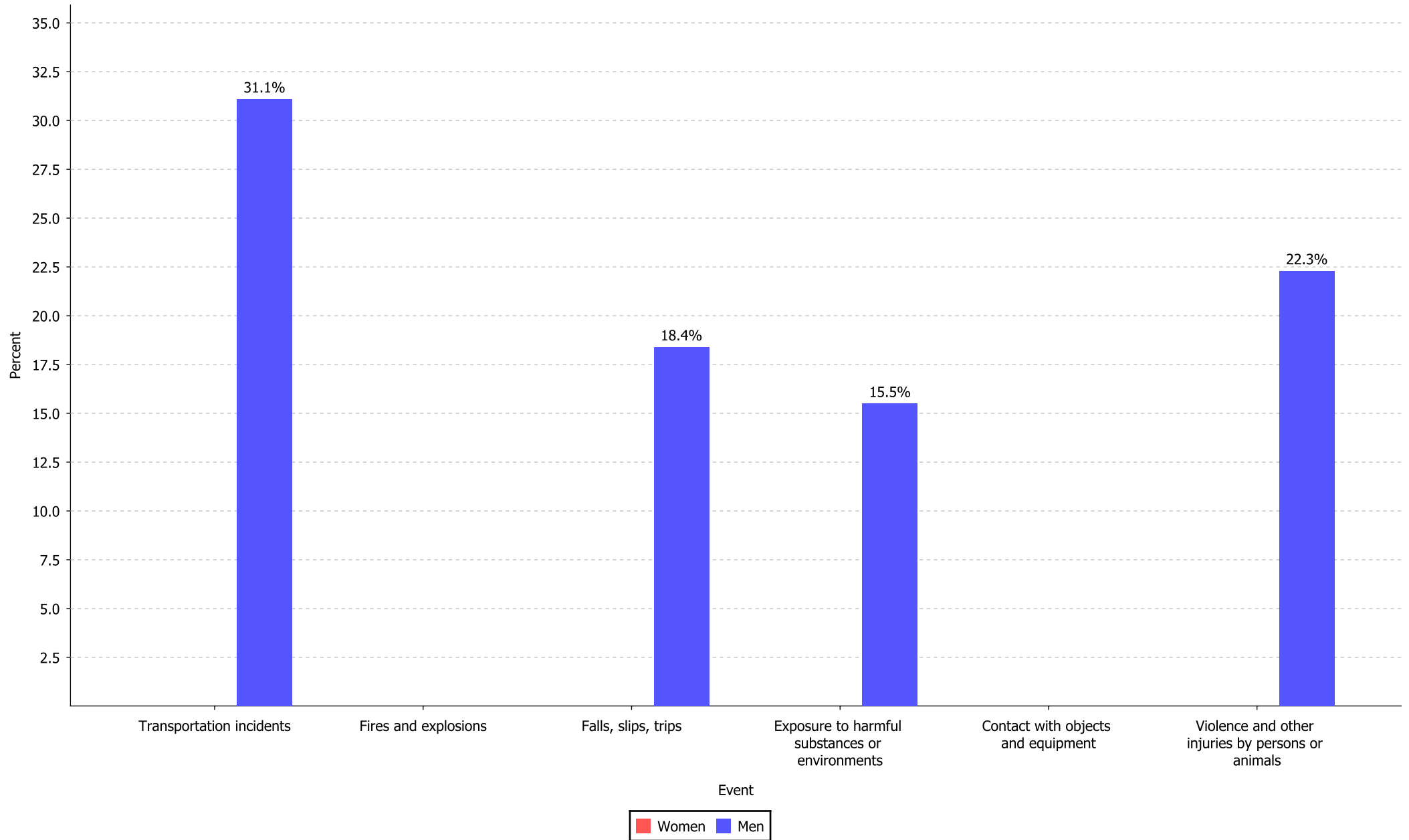
[SOURCE : U.S. Bureau of Labor Statistics, U.S. Department of Labor, 2023]

Fatal work injuries varied between men and women, all ownerships, Washington, 2022 (103 men, -- women)

Characteristics	Men	Women
Transportation incidents	32	-
Fires and explosions	-	-
Falls, slips, trips	19	-
Exposure to harmful substances or environments	16	-
Contact with objects and equipment	-	-
Violence and other injuries by persons or animals	23	-

Fatal work injuries varied between men and women, all ownerships, Washington, 2022 (103 men, -- women)

[SOURCE : U.S. Bureau of Labor Statistics, U.S. Department of Labor, 2023]



Fatal occupational injuries in the mining industry, all ownerships, Washington, 2022 (-- total fatal injuries)

Characteristics	Value
Oil and gas extraction	-
Coal mining	-
Metal ore mining	-
Nonmetallic mineral mining and quarrying	-
Drilling oil and gas wells	-
Support activities for oil and gas operations	-
Other	-

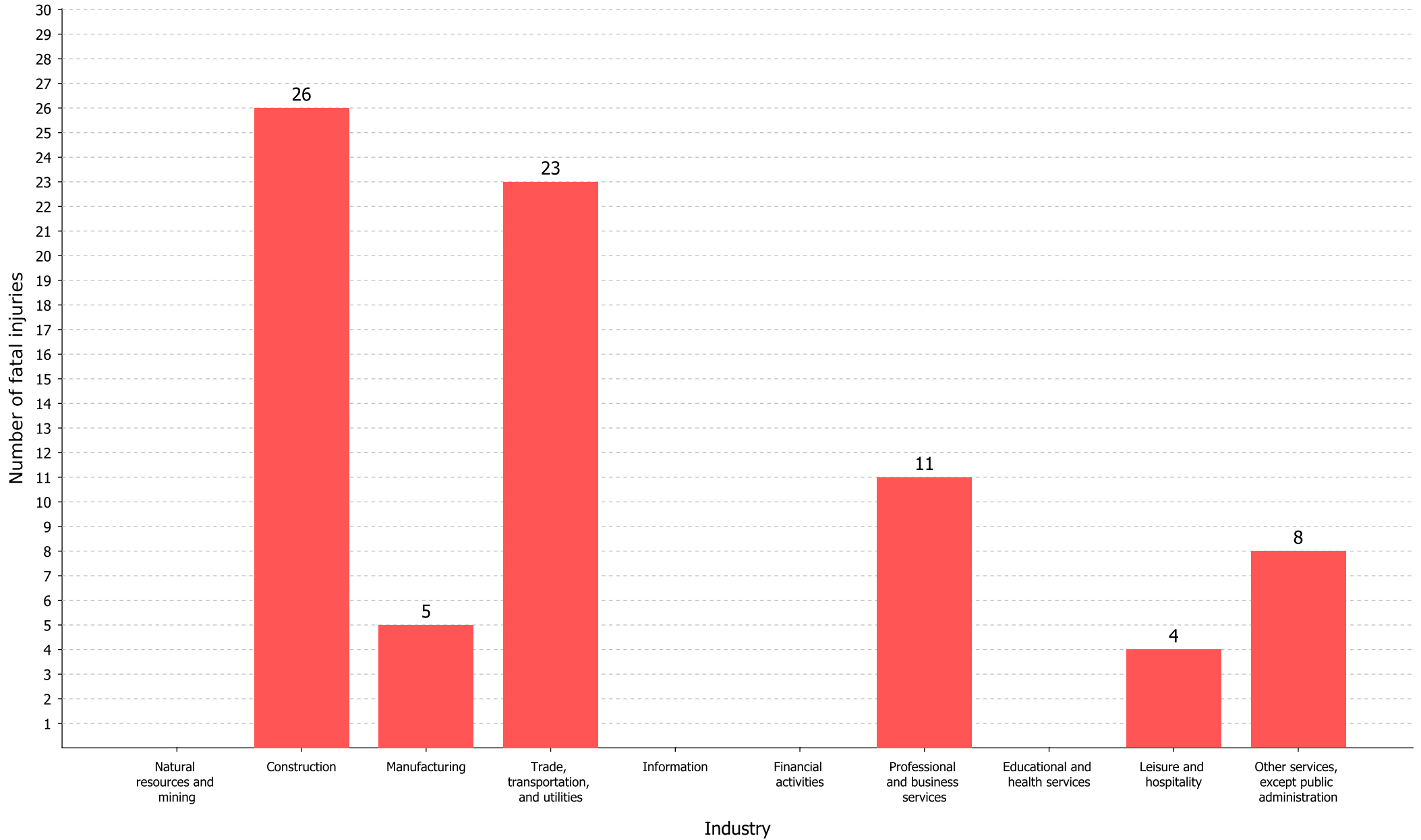
Fatal occupational injuries in the mining industry, all ownerships, Washington, 2022 (-- total fatal injuries)

[SOURCE : U.S. Bureau of Labor Statistics, U.S. Department of Labor, 2023]

Fatal work injuries in selected industries, all ownerships, Washington, 2022 (104 total fatal injuries)

Characteristics	Value
Natural resources and mining	-
Construction	26
Manufacturing	5
Trade, transportation, and utilities	23
Information	-
Financial activities	-
Professional and business services	11
Educational and health services	-
Leisure and hospitality	4
Other services, except public administration	8

Fatal work injuries in selected industries, all ownerships, Washington, 2022 (104 total fatal injuries)



[SOURCE : U.S. Bureau of Labor Statistics, U.S. Department of Labor, 2023]