

Census of Fatal Occupational Injuries Washington State 2023



Washington State Department of Labor and Industries
Research and Data Services
Bureau of Labor Statistics Information
PO Box 44631
Olympia, Washington

In cooperation with the
U.S. Department of Labor
Bureau of Labor Statistics
Office of Safety, Health & Working Conditions
Washington, District of Columbia

TABLE A-1. Fatal occupational injuries by industry and event or exposure, Washington, 2023

Industry ¹	NAICS code ¹	Total fatal injuries (number)	Event or exposure ²					
			Violent acts ³	Transportation incidents ⁴	Explosions and fires	Falls, slips, trips	Exposure to harmful substances, environments	Contact incidents
Total		97	17	20	--	21	24	--
Private industry		89	14	19	--	20	22	--
Goods producing		--	--	--	--	--	--	--
Natural resources and mining		--	--	6	--	--	--	--
Agriculture, Forestry, Fishing and Hunting		15	--	6	--	--	--	--
Crop Production	111	7	--	4	--	--	--	--
Fruit and Tree Nut Farming	1113	5	--	--	--	--	--	--
Forestry and Logging	113	4	--	--	--	--	--	--
Logging	1133	4	--	--	--	--	--	--
Logging	11331	4	--	--	--	--	--	--
Fishing, Hunting and Trapping	114	1	--	--	--	--	--	--
Fishing	1141	1	--	--	--	--	--	--
Fishing	11411	1	--	--	--	--	--	--
Shellfish Fishing	114112	1	--	--	--	--	--	--
Construction		16	--	--	--	6	4	--
Construction		16	--	--	--	6	4	--
Specialty trade contractors	238	9	--	--	--	4	--	--
Foundation, structure, and building exterior contractors	2381	3	--	--	--	--	--	--
Other specialty trade contractors	2389	3	--	--	--	--	--	--
Manufacturing		6	--	--	--	--	3	--
Manufacturing		6	--	--	--	--	3	--

Service providing		--	--	--	--	--	--	--
Trade, transportation, and utilities		26	7	--	--	4	7	--
Wholesale Trade		3	--	--	--	--	--	--
Merchant Wholesalers, Nondurable Goods	424	3	--	--	--	--	--	--
Retail Trade		6	4	--	--	--	--	--
Transportation and Warehousing		17	3	6	--	4	4	--
Truck Transportation	484	10	--	--	--	--	--	--
General Freight Trucking	4841	7	--	--	--	--	--	--
Transit and Ground Passenger Transportation	485	3	--	--	--	--	--	--
Support Activities for Transportation	488	4	--	--	--	--	--	--
Professional and business services		--	--	--	--	--	--	--
Administrative and Support and Waste Management and Remediation Services		7	--	--	--	--	--	--
Administrative and Support Services	561	7	--	--	--	--	--	--
Educational and health services		5	--	--	--	--	--	--
Health Care and Social Assistance		5	--	--	--	--	--	--
Ambulatory Health Care Services	621	3	--	--	--	--	--	--
Leisure and hospitality		--	5	1	--	--	3	--
Accommodation and Food Services		9	5	1	--	--	3	--
Accommodation	721	1	--	1	--	--	--	--
Traveler Accommodation	7211	1	--	--	--	--	--	--
Food Services and Drinking Places	722	8	5	--	--	--	3	--
Restaurants and Other Eating Places	7225	4	--	--	--	--	--	--
Restaurants and Other Eating Places	72251	4	--	--	--	--	--	--

Government⁶			8	3	1	--	--	--	--
Federal government			2	1	1	--	--	--	--
Service providing			--	--	--	--	--	--	--
Public administration			2	1	1	--	--	--	--
Public Administration			2	1	1	--	--	--	--
Administration of Economic Programs	926		1	--	1	--	--	--	--
Administration of Economic Programs	9261		1	--	1	--	--	--	--
Regulation of Agricultural Marketing and Commodities	92614		1	--	1	--	--	--	--
National Security and International Affairs	928		1	1	--	--	--	--	--
National Security and International Affairs	9281		1	1	--	--	--	--	--
State government			3	--	--	--	--	--	--
Local government			3	--	--	--	--	--	--

¹ CFOI has used several versions of the North American Industry Classification System (NAICS) since 2003 to define industry. For complete information on the version of NAICS used in this year, see our definitions page at <https://www.bls.gov/opub/hom/cfoi/concepts.htm#north-american-industry-classification-system-naics>. Cases where ownership is unknown are included in private industry counts. Cases classified as foreign government and other government are included in all government counts, but not displayed separately. Cases where industry is unknown are included in the service sector counts.

² Based on the BLS Occupational Injury and Illness Classification System (OIICS) 3.02 implemented for 2023 data forward.

³ Includes violence by persons and self-inflicted injury.

⁴ Includes roadway, nonroadway, air, water, rail fatal occupational injuries, and fatal occupational injuries resulting from being struck by a vehicle.

⁵ Includes fatal injuries at all establishments categorized as Mining (Sector 21) in the North American Industry Classification System, including establishments not governed by the Mine Safety and Health Administration (MSHA) rules and reporting, such as those in Oil and Gas Extraction.

⁶ Includes fatal injuries to workers employed by governmental organizations regardless of industry.

Note: Data for all years are revised and final. Totals for major categories may include subcategories not shown separately. For complete information on how the data are coded and presented see our definitions page at <https://www.bls.gov/iif/definitions/census-of-fatal-occupational-injuries-definitions.htm>. Dashes indicate no data reported or data that do not meet publication criteria. N.e.c. means "not elsewhere classified." CFOI fatality counts exclude illness-related deaths unless precipitated by an injury event.

Source: U.S. Department of Labor, Bureau of Labor Statistics, in cooperation with state, New York City, District of Columbia, and federal agencies, Census of Fatal Occupational Injuries, December 18, 2024

TABLE A-5. Fatal occupational injuries by occupation and event or exposure, Washington, 2023

Occupation ¹	Total fatal injuries (number)	Event or exposure ²					
		Violent acts ³	Transportation incidents ⁴	Explosions and fires	Falls, slips, trips	Exposure to harmful substances, environments	Contact incidents
Total	97	17	20	--	21	24	--
Management occupations	5	--	1	--	--	--	--
Healthcare practitioners and technical occupations	3	--	--	--	--	--	--
Food preparation and serving related occupations	5	--	--	--	--	--	--
Building and grounds cleaning and maintenance occupations	7	--	--	--	--	--	--
Grounds maintenance workers	6	--	--	--	--	--	--
Grounds maintenance workers	6	--	--	--	--	--	--
Tree trimmers and pruners	4	--	--	--	--	--	--
Personal care and service occupations	1	--	1	--	--	--	--
Tour and travel guides	1	--	--	--	--	--	--
Tour and travel guides	1	--	--	--	--	--	--
Travel guides	1	--	--	--	--	--	--
Sales and related occupations	5	3	--	--	--	--	--
Farming, fishing, and forestry occupations	11	--	5	--	--	--	--
Agricultural workers	6	--	4	--	--	--	--
Miscellaneous agricultural workers	5	--	3	--	--	--	--
Fishing and hunting workers	1	--	1	--	--	--	--
Fishing and hunting workers	1	--	1	--	--	--	--
Fishing and hunting workers	1	--	1	--	--	--	--
Forest, conservation, and logging workers	4	--	--	--	--	--	--
Logging workers	4	--	--	--	--	--	--
Construction and extraction occupations	15	--	--	--	6	4	--
Supervisors of construction and extraction workers	3	--	--	--	--	--	--

First-line supervisors of construction trades and extraction workers	3	--	--	--	--	--	--
First-line supervisors of construction trades and extraction workers	3	--	--	--	--	--	--
Construction trades workers	12	--	--	--	6	--	--
Carpenters	3	--	--	--	--	--	--
Carpenters	3	--	--	--	--	--	--
Construction laborers	4	--	--	--	--	--	--
Construction laborers	4	--	--	--	--	--	--
Construction equipment operators	1	--	--	--	--	--	--
Operating engineers and other construction equipment operators	1	--	--	--	--	--	--
Installation, maintenance, and repair occupations	8	--	--	--	--	--	--
Production occupations	4	--	--	--	--	--	--
Transportation and material moving occupations	24	--	6	--	5	7	--
Motor vehicle operators	15	--	--	--	--	3	--
Driver/sales workers and truck drivers	12	--	--	--	--	3	--
Heavy and tractor-trailer truck drivers	9	--	--	--	--	--	--
Passenger vehicle drivers	3	--	--	--	--	--	--
Water transportation workers	1	--	--	--	--	--	--
Sailors and marine oilers	1	--	--	--	--	--	--
Sailors and marine oilers	1	--	--	--	--	--	--
Material moving workers	5	--	--	--	--	--	--

¹ CFOI has used several versions of the Standard Occupation Classification (SOC) system since 2003 to define occupation. For complete information on the version of SOC used in this year, see our definitions page at <https://www.bls.gov/opub/hom/cfoi/concepts.htm#standard-occupational-classification-soc>. Cases where occupation is unknown are included in the total.

² Based on the BLS Occupational Injury and Illness Classification System (OIICS) 3.02 implemented for 2023 data forward.

³ Includes violence by persons and self-inflicted injury.

⁴ Includes roadway, nonroadway, air, water, rail fatal occupational injuries, and fatal occupational injuries resulting from being struck by a vehicle.

⁵ Includes fatal injuries to persons identified as resident armed forces regardless of individual occupation listed.

Note: Data for all years are revised and final. Totals for major categories may include subcategories not shown separately. For complete information on how the data are coded and presented see our definitions page at <https://www.bls.gov/iif/definitions/census-of-fatal-occupational-injuries-definitions.htm>. Dashes indicate no data reported or data that do not meet publication criteria. N.e.c. means "not elsewhere classified." CFOI fatality counts exclude illness-related deaths unless precipitated by an injury event.

Source: U.S. Department of Labor, Bureau of Labor Statistics, in cooperation with state, New York City, District of Columbia, and federal agencies, Census of Fatal Occupational Injuries, December 18, 2024

Table A-7. Fatal occupational injuries by worker characteristics and event or exposure, Washington, 2023

Worker characteristics	Total fatal injuries (number)	Event or exposure ¹					
		Transportation incidents ²	Violent acts ³	Contact incidents	Falls, slips, trips	Exposure to harmful substances, environments	Explosions and fires
All	97	20	17	--	21	24	--
Employee status							
Wage and salary ⁴	79	14	10	--	--	--	--
Self-employed ⁵	18	6	7	--	--	--	--
Gender							
Women	12	--	--	--	4	5	--
Men	85	--	--	--	17	19	--
Age							
Under 16 years	--	--	--	--	--	--	--
16 to 17 years	--	--	--	--	--	--	--
18 to 19 years	--	--	--	--	--	--	--
20 to 24 years	--	--	--	--	--	--	--
25 to 34 years	15	--	5	--	--	--	--
35 to 44 years	23	3	--	--	--	10	--
45 to 54 years	23	5	--	--	5	4	--
55 to 64 years	19	4	--	--	5	5	--
65 years and over	15	3	--	--	6	--	--

Race or ethnic origin⁶							
White, non-Hispanic, Total	59	14	5	--	15	13	--
Black or African-American, non-Hispanic, Total	5	--	--	--	--	--	--
Hispanic or Latino, Total	17	3	--	--	5	4	--
American Indian or Alaska Native, non-Hispanic. Total	--	--	--	--	--	--	--
Asian, non-Hispanic, Total	5	--	5	--	--	--	--
Native Hawaiian or Pacific Islander, non-Hispanic. Total	--	--	--	--	--	--	--

¹ Based on the BLS Occupational Injury and Illness Classification System (OIICS) 3.02 implemented for 2023 data forward.

² Includes roadway, nonroadway, air, water, rail fatal occupational injuries, and fatal occupational injuries resulting from being struck by a vehicle.

³ Includes violence by persons and self-inflicted injury.

⁴ May include volunteers and workers receiving other types of compensation. Cases where employment status is unknown are included in the counts of wage and salary workers.

⁵ Includes self-employed workers, owners of unincorporated businesses and farms, paid and unpaid family workers, and may include some owners of incorporated businesses or members of partnerships.

⁶ Persons identified as Hispanic or Latino may be of any race. The race categories shown exclude data for Hispanic and Latino workers. Cases where ethnicity is unknown are included in counts of non-Hispanic workers.

Note: Data for all years are revised and final. Totals for major categories may include subcategories not shown separately. For complete information on how the data are coded and presented see our definitions page at <https://www.bls.gov/iif/definitions/census-of-fatal-occupational-injuries-definitions.htm>. Dashes indicate no data reported or data that do not meet publication criteria. N.e.c. means "not elsewhere classified." CFOI fatality counts exclude illness-related deaths unless precipitated by an injury event.

Source: U.S. Department of Labor, Bureau of Labor Statistics, in cooperation with state, New York City, District of Columbia, and federal agencies, Census of Fatal Occupational Injuries, December 18, 2024

TABLE A-9. Fatal occupational injuries by event or exposure for all fatal injuries and major private industry ¹ sector, Washington, 2023

Event or exposure ²	Total fatal injuries (number)	Goods producing				Service providing							
		Total goods producing	Natural resources and mining ³	Construction	Manufacturing	Total service providing	Trade, transportation and utilities	Information	Financial activities	Professional and business services	Educational and health services	Leisure and hospitality	Other services
Total	97	--	--	16	6	--	26	--	--	--	5	--	--
Violent acts	17	--	--	--	--	--	7	--	--	--	--	5	--
Violent acts by other person	9	--	--	--	--	--	--	--	--	--	--	--	--
Intentional self-harm	8	--	--	--	--	--	--	--	--	--	--	--	--
Intentional self-harm-- shooting	3	--	--	--	--	--	--	--	--	--	--	--	--
Intentional self-harm-- hanging, strangulation, asphyxiation	3	--	--	--	--	--	--	--	--	--	--	--	--
Transportation incidents	20	--	6	--	--	--	--	--	--	--	--	1	--
Water vehicle incidents	3	--	1	--	--	--	--	--	--	--	--	--	--
Pedestrian incidents involving motorized land vehicles	3	--	--	--	--	--	--	--	--	--	--	--	--
Pedestrian struck by vehicle in nonroadway area	3	--	--	--	--	--	--	--	--	--	--	--	--
Roadway incidents involving motorized land vehicle	11	--	3	--	--	--	--	--	--	--	--	--	--
Roadway collision with other vehicle(s)	4	--	--	--	--	--	--	--	--	--	--	--	--
Roadway collision with object other than vehicle	3	--	--	--	--	--	--	--	--	--	--	--	--
Collision with object or animal on side of roadway	3	--	--	--	--	--	--	--	--	--	--	--	--
Roadway noncollision incident	4	--	--	--	--	--	--	--	--	--	--	--	--
Falls, slips, trips	21	--	--	6	--	--	4	--	--	--	--	--	--
Fall to lower level	17	--	--	6	--	--	--	--	--	--	--	--	--
Other fall to lower level	14	--	--	4	--	--	--	--	--	--	--	--	--
Other fall to lower level— 6 to 30 feet	6	--	--	--	--	--	--	--	--	--	--	--	--
Other fall to lower level— more than 30 feet	5	--	--	--	--	--	--	--	--	--	--	--	--
Slip, trip, stumble or fall on same level	4	--	--	--	--	--	--	--	--	--	--	--	--
Exposure to harmful substances, environments	24	--	--	4	3	--	7	--	--	--	--	3	--
Exposure to harmful substances	21	--	--	--	--	--	7	--	--	--	--	3	--

¹ CFOI has used several versions of the North American Industry Classification System (NAICS) since 2003 to define industry. For complete information on the version of NAICS used in this year, see our definitions page at <https://www.bls.gov/opub/hom/cfoi/concepts.htm#north-american-industry-classification-system-naics>. Cases where ownership is unknown are included in private industry counts. Cases classified as foreign government and other government are included in all government counts, but not displayed separately. Cases where industry is unknown are included in the service sector counts.

² Based on the BLS Occupational Injury and Illness Classification System (OIICS) 3.02 implemented for 2023 data forward.

³ Includes fatal injuries at all establishments categorized as Mining (Sector 21) in the North American Industry Classification System, including establishments not governed by the Mine Safety and Health Administration (MSHA) rules and reporting, such as those in Oil and Gas Extraction.

Note: Data for all years are revised and final. Totals for major categories may include subcategories not shown separately. For complete information on how the data are coded and presented see our definitions page at <https://www.bls.gov/iif/definitions/census-of-fatal-occupational-injuries-definitions.htm>. Dashes indicate no data reported or data that do not meet publication criteria. N.e.c. means "not elsewhere classified." CFOI fatality counts exclude illness-related deaths unless precipitated by an injury event.

Source: U.S. Department of Labor, Bureau of Labor Statistics, in cooperation with state, New York City, District of Columbia, and federal agencies, Census of Fatal Occupational Injuries, December 18, 2024

Fatal occupational injuries by selected worker characteristics and selected industry, all ownerships, Washington, 2023

Characteristic	All Industries ¹	All workers (code 000000)
Total:	97	97
Employee status:		
Wage and salary ²	79	79
Self-employed ³	18	18
Gender:		
Women	12	12
Men	85	85
Age:		
Under 16 years	--	--
16 to 17 years	--	--
18 to 19 years	--	--
20 to 24 years	2	2
25 to 34 years	15	15
35 to 44 years	23	23
45 to 54 years	23	23
55 to 64 years	19	19
65 years and over	15	15
Race or ethnic origin⁴:		
White, non-Hispanic, Total	59	59
Black or African-American, non-Hispanic, Total	5	5
Hispanic or Latino, Total	17	17
American Indian or Alaska Native, non-Hispanic, Total	--	--
Asian, non-Hispanic, Total	5	5
Native Hawaiian or Pacific Islander, non-Hispanic, Total	--	--
Person of multiple races, non-Hispanic, Total	5	5
Other or not reported, non-Hispanic, Total	--	--
Event or exposure⁵:		
Violent acts	17	17
Homicides (Violent acts by other person)	9	9
Shooting by other person	--	--
Suicides (Intentional self-harm)	8	8
Transportation incidents	20	20

Aircraft incidents	--	--
Pedestrian incidents involving motorized land vehicles	3	3
Roadway incidents involving motorized land vehicle	11	11
Roadway collision with other vehicle(s)	4	4
Roadway noncollision incident	4	4
Nonroadway incidents involving motorized land vehicles	--	--
Nonroadway noncollision incident	--	--
Nonroadway noncollision— vehicle overturn	--	--
Explosions and fires	--	--
Falls, slips, trips	21	21
Fall to lower level	17	17
Fall to lower level from collapsing structure or equipment	--	--
Fall to lower level resulting from exposure or contact	--	--
Fall to lower level resulting in exposure or contact	--	--
Other fall to lower level	14	14
Slip, trip, stumble while stepping between levels	--	--
Slip, trip, stumble or fall on same level	4	4
Exposure to harmful substances, environments	24	24
Exposure to electricity	--	--
Exposure to temperature extremes	--	--
Exposure to environmental heat	--	--
Exposure to environmental cold	--	--
Exposure to harmful substances	21	21
Drug, alcohol overdose	--	--
Contact incidents	--	--
Contact with animals	--	--
Collapse, engulfment	--	--
Struck by propelled, falling, or suspended object	--	--
Struck by propelled object or substance	--	--
Struck by falling object	--	--
Struck by suspended or swinging object	--	--
Struck, caught, or compressed by running powered equipment	--	--
Primary source^{5,6}:		
Chemicals and hazardous materials	22	22
Containers, furniture, fixtures	--	--
Machinery	6	6
Agricultural and garden machinery	--	--
Construction, logging, and mining machinery	--	--
Material and personnel handling machinery	--	--
Parts and materials	4	4
Vehicle and machine parts— power, mechanical, special process	--	--
Animals, plants, persons, etc.	25	25
Plants, trees, vegetation	6	6
Trees, logs, limbs	6	6
Person--other than injured or ill worker	9	9
Relative or domestic partner of injured or ill worker	--	--

Co-worker or work associate of injured or ill worker	--	--
Client or customer	--	--
Criminal assailants	5	5
Robber	4	4
Structures and surfaces	16	16
Buildings	--	--
Structures other than buildings	4	4
Elevator shafts	--	--
Other structural elements	4	4
Roofs	--	--
Stairs, multiple level surfaces	--	--
Tools, instruments, and equipment	--	--
Portable ladders and stairs	--	--
Vehicles	21	21
Roadway vehicles--motorized	14	14
Emergency and security vehicles	--	--
Trucks with mounted machinery, equipment	--	--
Trucks	9	9
Passenger vehicles	--	--
Off-road and industrial vehicles--powered	4	4
Industrial vehicles, material hauling and transport--powered	--	--
Forklift, order picker, platform truck--powered	--	--
Agricultural tractors	--	--
Secondary source^{5,7}:		
Chemicals and hazardous materials	--	--
Containers, furniture, fixtures	--	--
Machinery	5	5
Parts and materials	3	3
Vehicle and machine parts— power, mechanical, special process	--	--
Animals, plants, persons, etc.	--	--
Plants, trees, vegetation	--	--
Trees, logs, limbs	--	--
Structures and surfaces	20	20
Confined spaces	--	--
Structures other than buildings	4	4
Ground, travel, and support surfaces	12	12
Bodies of water	--	--
Tools, instruments, and equipment	14	14
Vehicles	9	9
Roadway vehicles--motorized	8	8
Off-road and industrial vehicles--powered	1	1
Nature⁵:		
Injuries to the brain, spinal cord	--	--
Intracranial injuries	--	--
Severe wounds, internal injuries	--	--

Gunshot wounds	--	--
Injuries to internal organs and major blood vessels	--	--
Surface and flesh wounds	--	--
Soft tissue injuries	--	--
Burns, corrosions, electrical injuries	--	--
Electrocution, electric shock	--	--
Effects of poison, toxic, or allergenic exposure	--	--
Effects of environmental conditions and exposures	--	--
Drowning, near drowning	--	--
Asphyxiation— except toxic or allergenic	--	--
Multiple traumatic injuries and disorders	--	--
Injuries to the brain, spinal cord and severe wounds, internal injuries	--	--
Burns and toxic effects (including smoke inhalation)	--	--
Part of body⁵:		
Head	10	10
Neck	5	5
Trunk	18	18
Chest— including ribs, internal organs	6	6
Exterior and musculoskeletal structures of the back	4	4
Upper extremities	--	--
Lower extremities	3	3
Body systems	--	--
Multiple body parts	30	30
Head and other part(s) of body	5	5
Neck and other part(s) of body	--	--
Trunk and other part(s) of body	3	3
Other multiple parts of body	4	4
Whole body	--	--
Worker activity:		
Emergency and security operations	--	--
Agriculture, landscaping, and animal activities	10	10
Heavy and industrial construction, production, and materials moving operations	9	9
Other construction, production and maintenance activities	15	15
Personal care, service, and administrative activities	5	5
Waiting on customers, clients; tending establishment	--	--
Miscellaneous activities	33	33
Intentional risk taking activities	28	28
Transportation operations	24	24
Location:		
Construction or maintenance sites	13	13
Residential construction sites	5	5
Farm, agricultural premises	7	7
Industrial places and premises	12	12

Residence, housing	7	7
Limited access public buildings	8	8
Office buildings	--	--
Business and communal areas	8	8
Transportation infrastructure	32	32
Streets, highways, roads	14	14
Military base	--	--
Occupation⁸:		
Management Occupations	5	5
Business and Financial Operations Occupations	--	--
Computer and Mathematical Occupations	--	--
Architecture and Engineering Occupations	--	--
Life, Physical, and Social Science Occupations	--	--
Community and Social Services Occupations	--	--
Legal Occupations	--	--
Educational Instruction and Library Occupations	--	--
Arts, Design, Entertainment, Sports, and Media Occupations	--	--
Healthcare Practitioner and Technical Occupations	3	3
Healthcare Support Occupations	--	--
Protective Service Occupations	--	--
Food Preparation and Serving Related Occupations	5	5
Building and Grounds Cleaning and Maintenance Occupations	7	7
Personal Care and Service Occupations	1	1
Sales and Related Occupations	5	5
Office and Administrative Support Occupations	--	--
Farming, Fishing, and Forestry Occupations	11	11
Construction and Extraction Occupations	15	15
Installation, Maintenance, and Repair Occupations	8	8
Production Occupations	4	4
Transportation and Material Moving Occupations	24	24
Resident Military ⁹	--	--

¹ CFOI has used several versions of the North American Industry Classification System (NAICS) since 2003 to define industry. For complete information on the version of NAICS used in this year, see our definitions page at <https://www.bls.gov/opub/hom/cfoi/concepts.htm#north-american-industry-classification-system-naics>. Cases where ownership is unknown are included in private industry counts. Cases classified as foreign government and other government are included in all government counts, but not displayed separately. Cases where industry is unknown are included in the service sector counts.

² May include volunteers and workers receiving other types of compensation. Cases where employment status is unknown are included in the counts of wage and salary workers.

³ Includes self-employed workers, owners of unincorporated businesses and farms, paid and unpaid family workers, and may include some owners of incorporated businesses or members of partnerships.

⁴ Persons identified as Hispanic or Latino may be of any race. The race categories shown exclude data for Hispanic and Latino workers. Cases where ethnicity is unknown are included in counts of non-Hispanic workers.

⁵ Based on the BLS Occupational Injury and Illness Classification System (OIICS) 3.02 implemented for 2023 data forward.

⁶ The primary source of a fatal occupational injury is the person, animal, object, or condition that most directly produced the injury.

⁷ The secondary source of a fatal occupational injury is the person, animal, object, or condition, other than the source, if any, responsible for initiating the chain of events or exacerbating the harmful event, including failure to prevent or mitigate harm.

⁸ CFOI has used several versions of the Standard Occupation Classification (SOC) system since 2003 to define occupation. For complete information on the version of SOC used in this year, see our definitions page at <https://www.bls.gov/opub/hom/cfoi/concepts.htm#standard-occupational-classification-soc>. Cases where occupation is unknown are included in the total.

⁹ Includes fatal injuries to persons identified as resident armed forces regardless of individual occupation listed.

Note: Data for all years are revised and final. Totals for major categories may include subcategories not shown separately. For complete information on how the data are coded and presented see our definitions page at <https://www.bls.gov/iif/definitions/census-of-fatal-occupational-injuries-definitions.htm>. Dashes indicate no data reported or data that do not meet publication criteria. N.e.c. means "not elsewhere classified." CFOI fatality counts exclude illness-related deaths unless precipitated by an injury event.

Source: U.S. Department of Labor, Bureau of Labor Statistics, in cooperation with state, New York City, District of Columbia, and federal agencies, Census of Fatal Occupational Injuries, December 18, 2024

Fatal occupational injuries by selected worker characteristics and selected occupation, all ownerships, Washington, 2023

Characteristic	All Occupations ^{1,2}	All occupations (code 000000)
Total:	97	97
Employee status:		
Wage and salary ³	79	79
Self-employed ⁴	18	18
Gender:		
Women	12	12
Men	85	85
Age:		
Under 16 years	--	--
16 to 17 years	--	--
18 to 19 years	--	--
20 to 24 years	2	2
25 to 34 years	15	15
35 to 44 years	23	23
45 to 54 years	23	23
55 to 64 years	19	19
65 years and over	15	15
Race or ethnic origin⁵:		
White, non-Hispanic, Total	59	59
Black or African-American, non-Hispanic, Total	5	5
Hispanic or Latino, Total	17	17
American Indian or Alaska Native, non-Hispanic, Total	--	--
Asian, non-Hispanic, Total	5	5
Native Hawaiian or Pacific Islander, non-Hispanic, Total	--	--
Person of multiple races, non-Hispanic, Total	5	5
Other or not reported, non-Hispanic, Total	--	--
Event or exposure⁶:		
Violent acts	17	17
Homicides (Violent acts by other person)	9	9
Shooting by other person	--	--
Suicides (Intentional self-harm)	8	8
Transportation incidents	20	20

Aircraft incidents	--	--
Pedestrian incidents involving motorized land vehicles	3	3
Roadway incidents involving motorized land vehicle	11	11
Roadway collision with other vehicle(s)	4	4
Roadway noncollision incident	4	4
Nonroadway incidents involving motorized land vehicles	--	--
Nonroadway noncollision incident	--	--
Nonroadway noncollision— vehicle overturn	--	--
Explosions and fires	--	--
Falls, slips, trips	21	21
Fall to lower level	17	17
Fall to lower level from collapsing structure or equipment	--	--
Fall to lower level resulting from exposure or contact	--	--
Fall to lower level resulting in exposure or contact	--	--
Other fall to lower level	14	14
Slip, trip, stumble while stepping between levels	--	--
Slip, trip, stumble or fall on same level	4	4
Exposure to harmful substances, environments	24	24
Exposure to electricity	--	--
Exposure to temperature extremes	--	--
Exposure to environmental heat	--	--
Exposure to environmental cold	--	--
Exposure to harmful substances	21	21
Drug, alcohol overdose	--	--
Contact incidents	--	--
Contact with animals	--	--
Collapse, engulfment	--	--
Struck by propelled, falling, or suspended object	--	--
Struck by propelled object or substance	--	--
Struck by falling object	--	--
Struck by suspended or swinging object	--	--
Struck, caught, or compressed by running powered equipment	--	--
Primary source^{6,7}:		
Chemicals and hazardous materials	22	22
Containers, furniture, fixtures	--	--
Machinery	6	6
Agricultural and garden machinery	--	--
Construction, logging, and mining machinery	--	--
Material and personnel handling machinery	--	--
Parts and materials	4	4
Vehicle and machine parts— power, mechanical, special process	--	--
Animals, plants, persons, etc.	25	25
Plants, trees, vegetation	6	6
Trees, logs, limbs	6	6
Person--other than injured or ill worker	9	9
Relative or domestic partner of injured or ill worker	--	--

Co-worker or work associate of injured or ill worker	--	--
Client or customer	--	--
Criminal assailants	5	5
Robber	4	4
Structures and surfaces	16	16
Buildings	--	--
Structures other than buildings	4	4
Elevator shafts	--	--
Other structural elements	4	4
Roofs	--	--
Stairs, multiple level surfaces	--	--
Tools, instruments, and equipment	--	--
Portable ladders and stairs	--	--
Vehicles	21	21
Roadway vehicles--motorized	14	14
Emergency and security vehicles	--	--
Trucks with mounted machinery, equipment	--	--
Trucks	9	9
Passenger vehicles	--	--
Off-road and industrial vehicles--powered	4	4
Industrial vehicles, material hauling and transport--powered	--	--
Forklift, order picker, platform truck--powered	--	--
Agricultural tractors	--	--
Secondary source^{6,8}:		
Chemicals and hazardous materials	--	--
Containers, furniture, fixtures	--	--
Machinery	5	5
Parts and materials	3	3
Vehicle and machine parts— power, mechanical, special process	--	--
Animals, plants, persons, etc.	--	--
Plants, trees, vegetation	--	--
Trees, logs, limbs	--	--
Structures and surfaces	20	20
Confined spaces	--	--
Structures other than buildings	4	4
Ground, travel, and support surfaces	12	12
Bodies of water	--	--
Tools, instruments, and equipment	14	14
Vehicles	9	9
Roadway vehicles--motorized	8	8
Off-road and industrial vehicles--powered	1	1
Nature⁶:		
Injuries to the brain, spinal cord	--	--
Intracranial injuries	--	--
Severe wounds, internal injuries	--	--

Gunshot wounds	--	--
Injuries to internal organs and major blood vessels	--	--
Surface and flesh wounds	--	--
Soft tissue injuries	--	--
Burns, corrosions, electrical injuries	--	--
Electrocution, electric shock	--	--
Effects of poison, toxic, or allergenic exposure	--	--
Effects of environmental conditions and exposures	--	--
Drowning, near drowning	--	--
Asphyxiation— except toxic or allergenic	--	--
Multiple traumatic injuries and disorders	--	--
Injuries to the brain, spinal cord and severe wounds, internal injuries	--	--
Burns and toxic effects (including smoke inhalation)	--	--
Part of body⁶:		
Head	10	10
Neck	5	5
Trunk	18	18
Chest— including ribs, internal organs	6	6
Exterior and musculoskeletal structures of the back	4	4
Upper extremities	--	--
Lower extremities	3	3
Body systems	--	--
Multiple body parts	30	30
Head and other part(s) of body	5	5
Neck and other part(s) of body	--	--
Trunk and other part(s) of body	3	3
Other multiple parts of body	4	4
Whole body	--	--
Worker activity:		
Emergency and security operations	--	--
Agriculture, landscaping, and animal activities	10	10
Heavy and industrial construction, production, and materials moving operations	9	9
Other construction, production and maintenance activities	15	15
Personal care, service, and administrative activities	5	5
Waiting on customers, clients; tending establishment	--	--
Miscellaneous activities	33	33
Intentional risk taking activities	28	28
Transportation operations	24	24
Location:		
Construction or maintenance sites	13	13
Residential construction sites	5	5
Farm, agricultural premises	7	7
Industrial places and premises	12	12
Residence, housing	7	7

Limited access public buildings	8	8
Office buildings	--	--
Business and communal areas	8	8
Transportation infrastructure	32	32
Streets, highways, roads	14	14
Military base	--	--
Private⁹:	89	89
Goods producing	--	--
Natural resources and mining ¹⁰	--	--
Construction	16	16
Manufacturing	6	6
Service providing	--	--
Trade, transportation, and utilities	26	26
Retail trade	6	6
Transportation and warehousing	17	17
Information	--	--
Financial activities	--	--
Professional and business services	--	--
Educational and health services	5	5
Health care and social assistance	5	5
Leisure and hospitality	--	--
Other services, except public administration	--	--
Government¹¹:	8	8
Federal government	2	2
State government	3	3
Local government	3	3

¹ CFOI has used several versions of the Standard Occupation Classification (SOC) system since 2003 to define occupation. For complete information on the version of SOC used in this year, see our definitions page at <https://www.bls.gov/opub/hom/cfoi/concepts.htm#standard-occupational-classification-soc>. Cases where occupation is unknown are included in the total.

² Includes fatal injuries to persons identified as resident armed forces regardless of individual occupation listed.

³ May include volunteers and workers receiving other types of compensation. Cases where employment status is unknown are included in the counts of wage and salary workers.

⁴ Includes self-employed workers, owners of unincorporated businesses and farms, paid and unpaid family workers, and may include some owners of incorporated businesses or members of partnerships.

⁵ Persons identified as Hispanic or Latino may be of any race. The race categories shown exclude data for Hispanic and Latino workers. Cases where ethnicity is unknown are included in counts of non-Hispanic workers.

⁶ Based on the BLS Occupational Injury and Illness Classification System (OIICS) 3.02 implemented for 2023 data forward.

⁷ The primary source of a fatal occupational injury is the person, animal, object, or condition that most directly produced the injury.

⁸ The secondary source of a fatal occupational injury is the person, animal, object, or condition, other than the source, if any, responsible for initiating the chain of events or exacerbating the harmful event, including failure to prevent or mitigate harm.

⁹ CFOI has used several versions of the North American Industry Classification System (NAICS) since 2003 to define industry. For complete information on the version of NAICS used in this year, see our definitions page at <https://www.bls.gov/opub/hom/cfoi/concepts.htm#north-american-industry-classification-system-naics>. Cases where ownership is unknown are included in private industry counts. Cases classified as foreign government and other government are included in all government counts, but not displayed separately. Cases where industry is unknown are included in the service sector counts.

¹⁰ Includes fatal injuries at all establishments categorized as Mining (Sector 21) in the North American Industry Classification System, including establishments not governed by the Mine Safety and Health Administration (MSHA) rules and reporting, such as those in Oil and Gas Extraction.

¹¹ Includes fatal injuries to workers employed by governmental organizations regardless of industry.

Note: Data for all years are revised and final. Totals for major categories may include subcategories not shown separately. For complete information on how the data are coded and presented see our definitions page at <https://www.bls.gov/iif/definitions/census-of-fatal-occupational-injuries-definitions.htm>. Dashes indicate no data reported or data that do not meet publication criteria. N.e.c. means "not elsewhere classified." CFOI fatality counts exclude illness-related deaths unless precipitated by an injury event.

Source: U.S. Department of Labor, Bureau of Labor Statistics, in cooperation with state, New York City, District of Columbia, and federal agencies, Census of Fatal Occupational Injuries, December 18, 2024

Fatal occupational injuries by selected worker characteristics and selected primary source, all ownerships, Washington, 2023

Characteristic	All primary sources ^{1,2}	All sources (code 0000XX)
Total:	97	97
Employee status:		
Wage and salary ³	79	79
Self-employed ⁴	18	18
Gender:		
Women	12	12
Men	85	85
Age:		
Under 16 years	--	--
16 to 17 years	--	--
18 to 19 years	--	--
20 to 24 years	2	2
25 to 34 years	15	15
35 to 44 years	23	23
45 to 54 years	23	23
55 to 64 years	19	19
65 years and over	15	15
Race or ethnic origin⁵:		
White, non-Hispanic, Total	59	59
Black or African-American, non-Hispanic, Total	5	5
Hispanic or Latino, Total	17	17
American Indian or Alaska Native, non-Hispanic, Total	--	--
Asian, non-Hispanic, Total	5	5
Native Hawaiian or Pacific Islander, non-Hispanic, Total	--	--
Person of multiple races, non-Hispanic, Total	5	5
Other or not reported, non-Hispanic, Total	--	--
Event or exposure¹:		
Violent acts	17	17
Homicides (Violent acts by other person)	9	9
Shooting by other person	--	--
Suicides (Intentional self-harm)	8	8
Transportation incidents	20	20

Aircraft incidents	--	--
Pedestrian incidents involving motorized land vehicles	3	3
Roadway incidents involving motorized land vehicle	11	11
Roadway collision with other vehicle(s)	4	4
Roadway noncollision incident	4	4
Nonroadway incidents involving motorized land vehicles	--	--
Nonroadway noncollision incident	--	--
Nonroadway noncollision— vehicle overturn	--	--
Explosions and fires	--	--
Falls, slips, trips	21	21
Fall to lower level	17	17
Fall to lower level from collapsing structure or equipment	--	--
Fall to lower level resulting from exposure or contact	--	--
Fall to lower level resulting in exposure or contact	--	--
Other fall to lower level	14	14
Slip, trip, stumble while stepping between levels	--	--
Slip, trip, stumble or fall on same level	4	4
Exposure to harmful substances, environments	24	24
Exposure to electricity	--	--
Exposure to temperature extremes	--	--
Exposure to environmental heat	--	--
Exposure to environmental cold	--	--
Exposure to harmful substances	21	21
Drug, alcohol overdose	--	--
Contact incidents	--	--
Contact with animals	--	--
Collapse, engulfment	--	--
Struck by propelled, falling, or suspended object	--	--
Struck by propelled object or substance	--	--
Struck by falling object	--	--
Struck by suspended or swinging object	--	--
Struck, caught, or compressed by running powered equipment	--	--
Nature¹:		
Injuries to the brain, spinal cord	--	--
Intracranial injuries	--	--
Severe wounds, internal injuries	--	--
Gunshot wounds	--	--
Injuries to internal organs and major blood vessels	--	--
Surface and flesh wounds	--	--
Soft tissue injuries	--	--
Burns, corrosions, electrical injuries	--	--
Electrocution, electric shock	--	--
Effects of poison, toxic, or allergenic exposure	--	--
Effects of environmental conditions and exposures	--	--
Drowning, near drowning	--	--
Asphyxiation— except toxic or allergenic	--	--

Multiple traumatic injuries and disorders	--	--
Injuries to the brain, spinal cord and severe wounds, internal injuries	--	--
Burns and toxic effects (including smoke inhalation)	--	--
Part of body¹:		
Head	10	10
Neck	5	5
Trunk	18	18
Chest— including ribs, internal organs	6	6
Exterior and musculoskeletal structures of the back	4	4
Upper extremities	--	--
Lower extremities	3	3
Body systems	--	--
Multiple body parts	30	30
Head and other part(s) of body	5	5
Neck and other part(s) of body	--	--
Trunk and other part(s) of body	3	3
Other multiple parts of body	4	4
Whole body	--	--
Worker activity:		
Emergency and security operations	--	--
Agriculture, landscaping, and animal activities	10	10
Heavy and industrial construction, production, and materials moving operations	9	9
Other construction, production and maintenance activities	15	15
Personal care, service, and administrative activities	5	5
Waiting on customers, clients; tending establishment	--	--
Miscellaneous activities	33	33
Intentional risk taking activities	28	28
Transportation operations	24	24
Location:		
Construction or maintenance sites	13	13
Residential construction sites	5	5
Farm, agricultural premises	7	7
Industrial places and premises	12	12
Residence, housing	7	7
Limited access public buildings	8	8
Office buildings	--	--
Business and communal areas	8	8
Transportation infrastructure	32	32
Streets, highways, roads	14	14
Military base	--	--
Occupation⁶:		
Management Occupations	5	5
Business and Financial Operations Occupations	--	--

Computer and Mathematical Occupations	--	--
Architecture and Engineering Occupations	--	--
Life, Physical, and Social Science Occupations	--	--
Community and Social Services Occupations	--	--
Legal Occupations	--	--
Educational Instruction and Library Occupations	--	--
Arts, Design, Entertainment, Sports, and Media Occupations	--	--
Healthcare Practitioner and Technical Occupations	3	3
Healthcare Support Occupations	--	--
Protective Service Occupations	--	--
Food Preparation and Serving Related Occupations	5	5
Building and Grounds Cleaning and Maintenance Occupations	7	7
Personal Care and Service Occupations	1	1
Sales and Related Occupations	5	5
Office and Administrative Support Occupations	--	--
Farming, Fishing, and Forestry Occupations	11	11
Construction and Extraction Occupations	15	15
Installation, Maintenance, and Repair Occupations	8	8
Production Occupations	4	4
Transportation and Material Moving Occupations	24	24
Resident Military ⁷	--	--
Private⁸:	89	89
Goods producing	--	--
Natural resources and mining ⁹	--	--
Construction	16	16
Manufacturing	6	6
Service providing	--	--
Trade, transportation, and utilities	26	26
Retail trade	6	6
Transportation and warehousing	17	17
Information	--	--
Financial activities	--	--
Professional and business services	--	--
Educational and health services	5	5
Health care and social assistance	5	5
Leisure and hospitality	--	--
Other services, except public administration	--	--
Government¹⁰:	8	8
Federal government	2	2
State government	3	3
Local government	3	3

¹ Based on the BLS Occupational Injury and Illness Classification System (OIICS) 3.02 implemented for 2023 data forward.

² The primary source of a fatal occupational injury is the person, animal, object, or condition that most directly produced the injury.

³ May include volunteers and workers receiving other types of compensation. Cases where employment status is unknown are included in the counts of wage and salary workers.

⁴ Includes self-employed workers, owners of unincorporated businesses and farms, paid and unpaid family workers, and may include some owners of incorporated businesses or members of partnerships.

⁵ Persons identified as Hispanic or Latino may be of any race. The race categories shown exclude data for Hispanic and Latino workers. Cases where ethnicity is unknown are included in counts of non-Hispanic workers.

⁶ CFOI has used several versions of the Standard Occupation Classification (SOC) system since 2003 to define occupation. For complete information on the version of SOC used in this year, see our definitions page at <https://www.bls.gov/opub/hom/cfoi/concepts.htm#standard-occupational-classification-soc>. Cases where occupation is unknown are included in the total.

⁷ Includes fatal injuries to persons identified as resident armed forces regardless of individual occupation listed.

⁸ CFOI has used several versions of the North American Industry Classification System (NAICS) since 2003 to define industry. For complete information on the version of NAICS used in this year, see our definitions page at <https://www.bls.gov/opub/hom/cfoi/concepts.htm#north-american-industry-classification-system-naics>. Cases where ownership is unknown are included in private industry counts. Cases classified as foreign government and other government are included in all government counts, but not displayed separately. Cases where industry is unknown are included in the service sector counts.

⁹ Includes fatal injuries at all establishments categorized as Mining (Sector 21) in the North American Industry Classification System, including establishments not governed by the Mine Safety and Health Administration (MSHA) rules and reporting, such as those in Oil and Gas Extraction.

¹⁰ Includes fatal injuries to workers employed by governmental organizations regardless of industry.

Note: Data for all years are revised and final. Totals for major categories may include subcategories not shown separately. For complete information on how the data are coded and presented see our definitions page at <https://www.bls.gov/iif/definitions/census-of-fatal-occupational-injuries-definitions.htm>. Dashes indicate no data reported or data that do not meet publication criteria. N.e.c. means "not elsewhere classified." CFOI fatality counts exclude illness-related deaths unless precipitated by an injury event.

Source: U.S. Department of Labor, Bureau of Labor Statistics, in cooperation with state, New York City, District of Columbia, and federal agencies, Census of Fatal Occupational Injuries, December 18, 2024

Fatal occupational injuries by selected worker characteristics and selected event or exposure, all ownerships, Washington, 2023

Characteristic	All Events ¹	All events and exposures (code 0000)
Total:	97	97
Employee status:		
Wage and salary ²	79	79
Self-employed ³	18	18
Gender:		
Women	12	12
Men	85	85
Age:		
Under 16 years	--	--
16 to 17 years	--	--
18 to 19 years	--	--
20 to 24 years	--	--
25 to 34 years	15	15
35 to 44 years	23	23
45 to 54 years	23	23
55 to 64 years	19	19
65 years and over	15	15
Race or ethnic origin⁴:		
White, non-Hispanic, Total	59	59
Black or African-American, non-Hispanic, Total	5	5
Hispanic or Latino, Total	17	17
American Indian or Alaska Native, non-Hispanic, Total	--	--
Asian, non-Hispanic, Total	5	5
Native Hawaiian or Pacific Islander, non-Hispanic, Total	--	--
Person of multiple races, non-Hispanic, Total	5	5
Other or not reported, non-Hispanic, Total	--	--
Primary source^{1,5}:		
Chemicals and hazardous materials	22	22
Containers, furniture, fixtures	--	--
Machinery	6	6
Agricultural and garden machinery	--	--
Construction, logging, and mining machinery	--	--

Material and personnel handling machinery	--	--
Parts and materials	4	4
Vehicle and machine parts— power, mechanical, special process	--	--
Animals, plants, persons, etc.	25	25
Plants, trees, vegetation	6	6
Trees, logs, limbs	6	6
Person--other than injured or ill worker	9	9
Relative or domestic partner of injured or ill worker	--	--
Co-worker or work associate of injured or ill worker	--	--
Client or customer	--	--
Criminal assailants	5	5
Robber	4	4
Structures and surfaces	16	16
Buildings	--	--
Structures other than buildings	4	4
Elevator shafts	--	--
Other structural elements	4	4
Roofs	--	--
Stairs, multiple level surfaces	--	--
Tools, instruments, and equipment	--	--
Portable ladders and stairs	--	--
Vehicles	21	21
Roadway vehicles--motorized	14	14
Emergency and security vehicles	--	--
Trucks with mounted machinery, equipment	--	--
Trucks	9	9
Passenger vehicles	--	--
Off-road and industrial vehicles--powered	4	4
Industrial vehicles, material hauling and transport--powered	--	--
Forklift, order picker, platform truck--powered	--	--
Agricultural tractors	--	--
Secondary source^{1,6}:		
Chemicals and hazardous materials	--	--
Containers, furniture, fixtures	--	--
Machinery	5	5
Parts and materials	3	3
Vehicle and machine parts— power, mechanical, special process	--	--
Animals, plants, persons, etc.	--	--
Plants, trees, vegetation	--	--
Trees, logs, limbs	--	--
Structures and surfaces	20	20
Confined spaces	--	--
Structures other than buildings	4	4
Ground, travel, and support surfaces	12	12
Bodies of water	--	--
Tools, instruments, and equipment	14	14

Vehicles	9	9
Roadway vehicles--motorized	8	8
Off-road and industrial vehicles--powered	--	--
Nature¹:		
Injuries to the brain, spinal cord	--	--
Intracranial injuries	--	--
Severe wounds, internal injuries	--	--
Gunshot wounds	--	--
Injuries to internal organs and major blood vessels	--	--
Surface and flesh wounds	--	--
Soft tissue injuries	--	--
Burns, corrosions, electrical injuries	--	--
Electrocution, electric shock	--	--
Effects of poison, toxic, or allergenic exposure	--	--
Effects of environmental conditions and exposures	--	--
Drowning, near drowning	--	--
Asphyxiation— except toxic or allergenic	--	--
Multiple traumatic injuries and disorders	--	--
Injuries to the brain, spinal cord and severe wounds, internal injuries	--	--
Burns and toxic effects (including smoke inhalation)	--	--
Part of body¹:		
Head	10	10
Neck	5	5
Trunk	18	18
Chest— including ribs, internal organs	6	6
Exterior and musculoskeletal structures of the back	4	4
Upper extremities	--	--
Lower extremities	3	3
Body systems	--	--
Multiple body parts	30	30
Head and other part(s) of body	5	5
Neck and other part(s) of body	--	--
Trunk and other part(s) of body	3	3
Other multiple parts of body	4	4
Whole body	--	--
Worker activity:		
Emergency and security operations	--	--
Agriculture, landscaping, and animal activities	10	10
Heavy and industrial construction, production, and materials moving operations	9	9
Other construction, production and maintenance activities	15	15
Personal care, service, and administrative activities	5	5
Waiting on customers, clients; tending establishment	--	--
Miscellaneous activities	33	33

Intentional risk taking activities	28	28
Transportation operations	24	24
Location:		
Construction or maintenance sites	13	13
Residential construction sites	5	5
Farm, agricultural premises	7	7
Industrial places and premises	12	12
Residence, housing	7	7
Limited access public buildings	8	8
Office buildings	--	--
Business and communal areas	8	8
Transportation infrastructure	32	32
Streets, highways, roads	14	14
Military base	--	--
Occupation⁷:		
Management Occupations	5	5
Business and Financial Operations Occupations	--	--
Computer and Mathematical Occupations	--	--
Architecture and Engineering Occupations	--	--
Life, Physical, and Social Science Occupations	--	--
Community and Social Services Occupations	--	--
Legal Occupations	--	--
Educational Instruction and Library Occupations	--	--
Arts, Design, Entertainment, Sports, and Media Occupations	--	--
Healthcare Practitioner and Technical Occupations	3	3
Healthcare Support Occupations	--	--
Protective Service Occupations	--	--
Food Preparation and Serving Related Occupations	5	5
Building and Grounds Cleaning and Maintenance Occupations	7	7
Personal Care and Service Occupations	1	1
Sales and Related Occupations	5	5
Office and Administrative Support Occupations	--	--
Farming, Fishing, and Forestry Occupations	11	11
Construction and Extraction Occupations	15	15
Installation, Maintenance, and Repair Occupations	8	8
Production Occupations	4	4
Transportation and Material Moving Occupations	24	24
Resident Military ⁸	--	--
Private⁹:	89	89
Goods producing	--	--
Natural resources and mining ¹⁰	--	--
Construction	16	16
Manufacturing	6	6
Service providing	--	--

Trade, transportation, and utilities	26	26
Retail trade	6	6
Transportation and warehousing	17	17
Information	--	--
Financial activities	--	--
Professional and business services	--	--
Educational and health services	5	5
Health care and social assistance	5	5
Leisure and hospitality	--	--
Other services, except public administration	--	--
Government¹¹:	8	8
Federal government	2	2
State government	3	3
Local government	3	3

¹ Based on the BLS Occupational Injury and Illness Classification System (OIICS) 3.02 implemented for 2023 data forward.

² May include volunteers and workers receiving other types of compensation. Cases where employment status is unknown are included in the counts of wage and salary workers.

³ Includes self-employed workers, owners of unincorporated businesses and farms, paid and unpaid family workers, and may include some owners of incorporated businesses or members of partnerships.

⁴ Persons identified as Hispanic or Latino may be of any race. The race categories shown exclude data for Hispanic and Latino workers. Cases where ethnicity is unknown are included in counts of non-Hispanic workers.

⁵ The primary source of a fatal occupational injury is the person, animal, object, or condition that most directly produced the injury.

⁶ The secondary source of a fatal occupational injury is the person, animal, object, or condition, other than the source, if any, responsible for initiating the chain of events or exacerbating the harmful event, including failure to prevent or mitigate harm.

⁷ CFOI has used several versions of the Standard Occupation Classification (SOC) system since 2003 to define occupation. For complete information on the version of SOC used in this year, see our definitions page at <https://www.bls.gov/opub/hom/cfoi/concepts.htm#standard-occupational-classification-soc>. Cases where occupation is unknown are included in the total.

⁸ Includes fatal injuries to persons identified as resident armed forces regardless of individual occupation listed.

⁹ CFOI has used several versions of the North American Industry Classification System (NAICS) since 2003 to define industry. For complete information on the version of NAICS used in this year, see our definitions page at <https://www.bls.gov/opub/hom/cfoi/concepts.htm#north-american-industry-classification-system-naics>. Cases where ownership is unknown are included in private industry counts. Cases classified as foreign government and other government are included in all government counts, but not displayed separately. Cases where industry is unknown are included in the service sector counts.

¹⁰ Includes fatal injuries at all establishments categorized as Mining (Sector 21) in the North American Industry Classification System, including establishments not governed by the Mine Safety and Health Administration (MSHA) rules and reporting, such as those in Oil and Gas Extraction.

¹¹ Includes fatal injuries to workers employed by governmental organizations regardless of industry.

Note: Data for all years are revised and final. Totals for major categories may include subcategories not shown separately. For complete information on how the data are coded and presented see our definitions page at <https://www.bls.gov/iif/definitions/census-of-fatal-occupational-injuries-definitions.htm>. Dashes indicate no data reported or data that do not meet publication criteria. N.e.c. means "not elsewhere classified." CFOI fatality counts exclude illness-related deaths unless precipitated by an injury event.

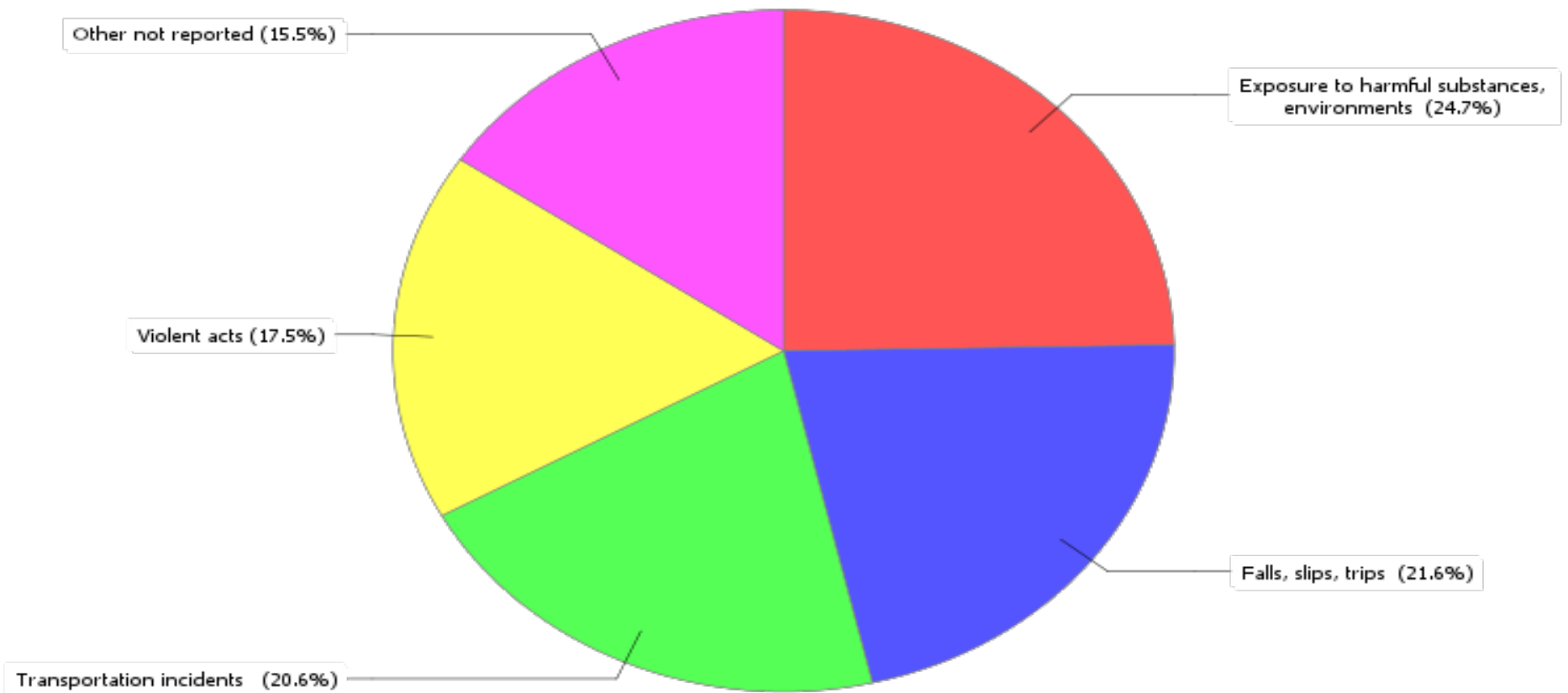
Source: U.S. Department of Labor, Bureau of Labor Statistics, in cooperation with state, New York City, District of Columbia, and federal agencies, Census of Fatal Occupational Injuries, December 18, 2024

Workplace fatal injuries by event or exposure, all ownerships, Washington, 2023 (97 total fatal injuries)

Characteristics	Value
Explosions and fires	-
Contact incidents	-
Exposure to harmful substances, environments	24
Falls, slips, trips	21
Transportation incidents	20
Violent acts	17
Other not reported	15

See data definitions at <https://www.bls.gov/iif/definitions/census-of-fatal-occupational-injuries-definitions.htm>

Workplace fatal injuries by event or exposure, all ownerships, Washington, 2023 (97 total fatal injuries)



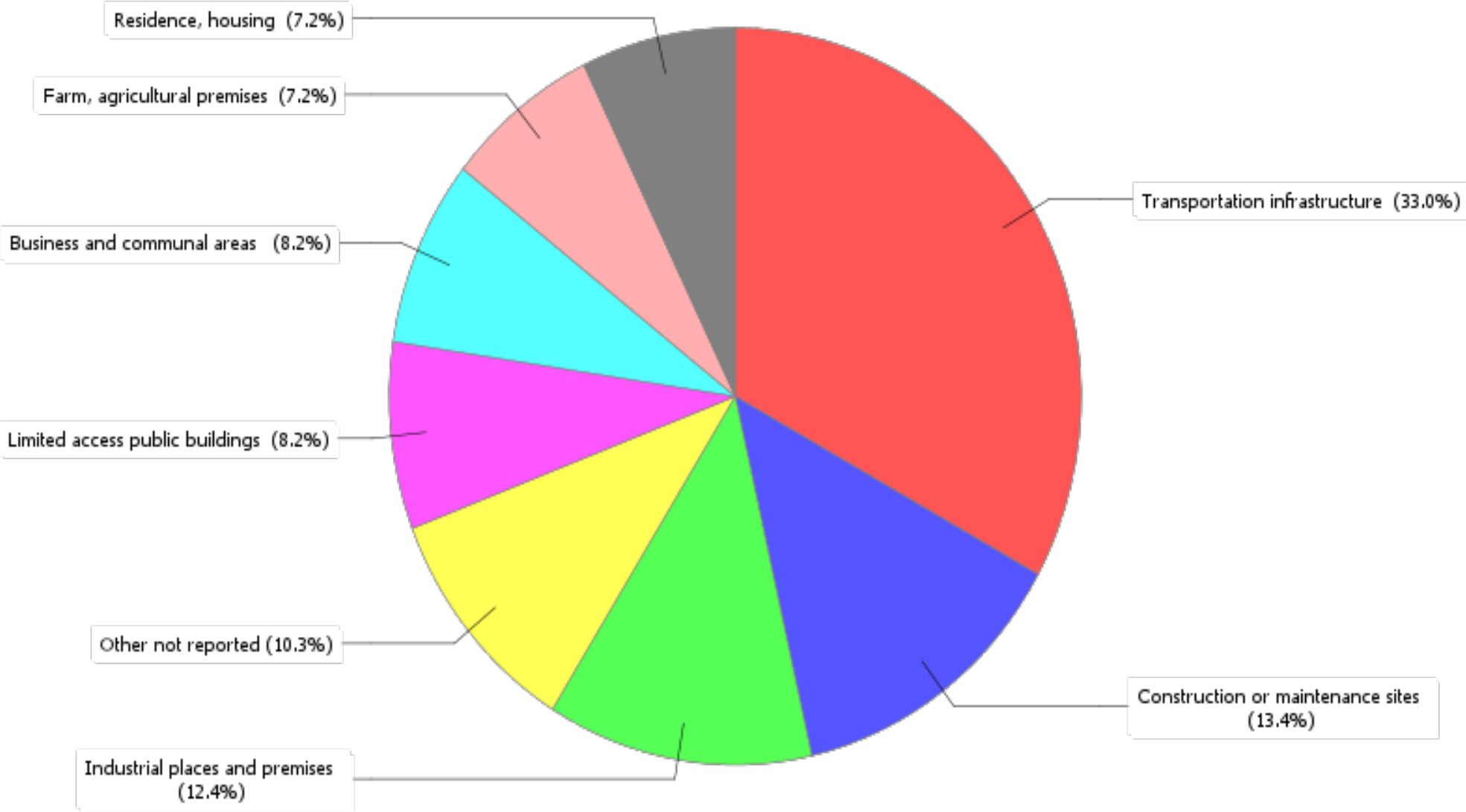
[SOURCE : U.S. Bureau of Labor Statistics, U.S. Department of Labor, 2024]

Fatal work injuries by location, all ownerships, Washington, 2023 (97 total fatal injuries)

Characteristics	Value
Transportation infrastructure	32
Construction or maintenance sites	13
Industrial places and premises	12
Other not reported	10
Limited access public buildings	8
Business and communal areas	8
Farm, agricultural premises	7
Residence, housing	7

See data definitions at <https://www.bls.gov/iif/definitions/census-of-fatal-occupational-injuries-definitions.htm>

Fatal work injuries by location, all ownerships, Washington, 2023 (97 total fatal injuries)



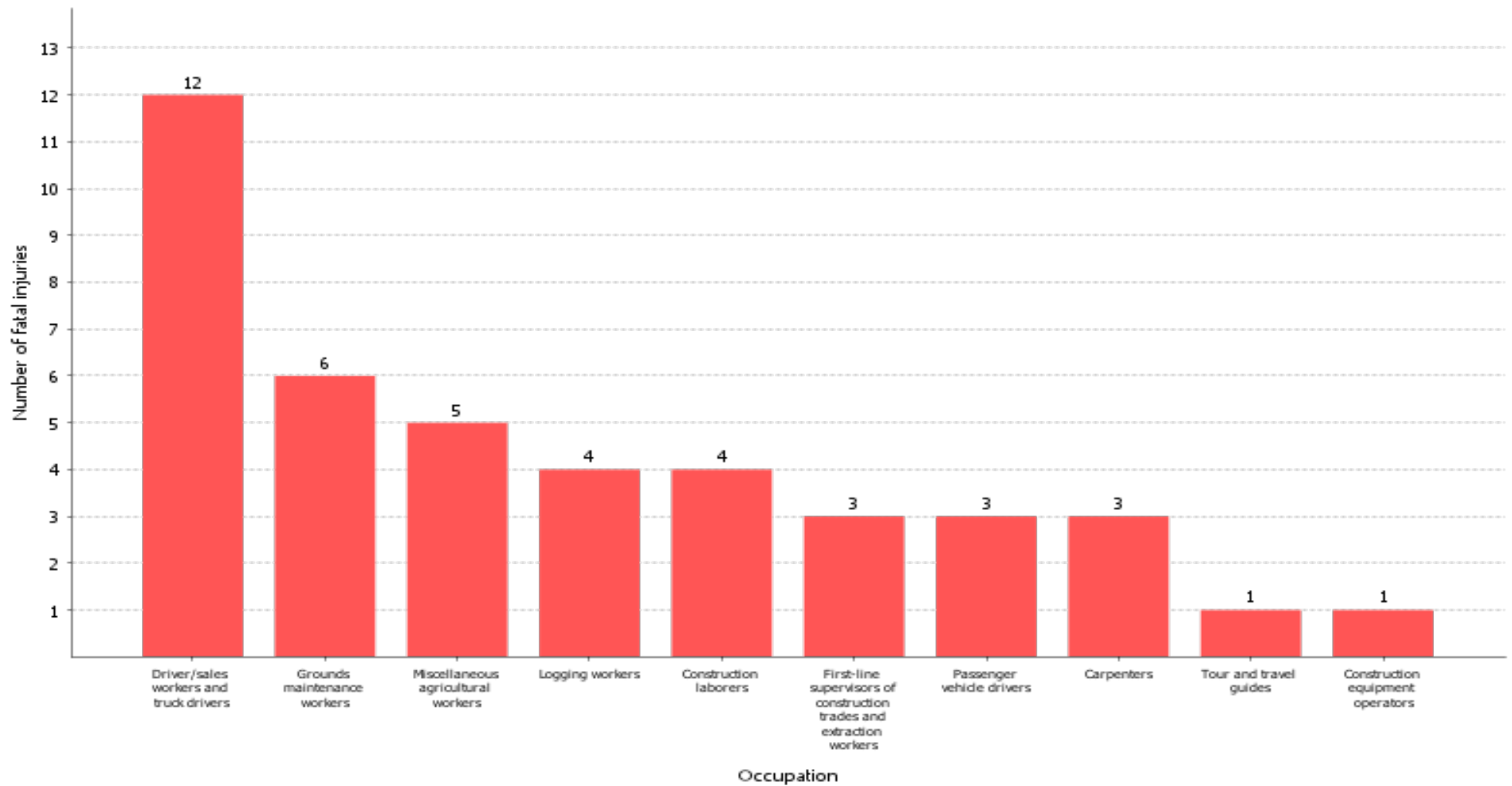
[SOURCE : U.S. Bureau of Labor Statistics, U.S. Department of Labor, 2024]

Occupations with the largest number of worker fatal injuries, all ownerships, Washington, 2023 (97 total fatal injuries)

Characteristics	Value
Driver/sales workers and truck drivers	12
Grounds maintenance workers	6
Miscellaneous agricultural workers	5
Logging workers	4
Construction laborers	4
First-line supervisors of construction trades and extraction workers	3
Passenger vehicle drivers	3
Carpenters	3
Tour and travel guides	1
Construction equipment operators	1

See data definitions at <https://www.bls.gov/iif/definitions/census-of-fatal-occupational-injuries-definitions.htm>

Occupations with the largest number of worker fatal injuries, all ownerships, Washington, 2023 (97 total fatal injuries)



[SOURCE : U.S. Bureau of Labor Statistics, U.S. Department of Labor, 2024]

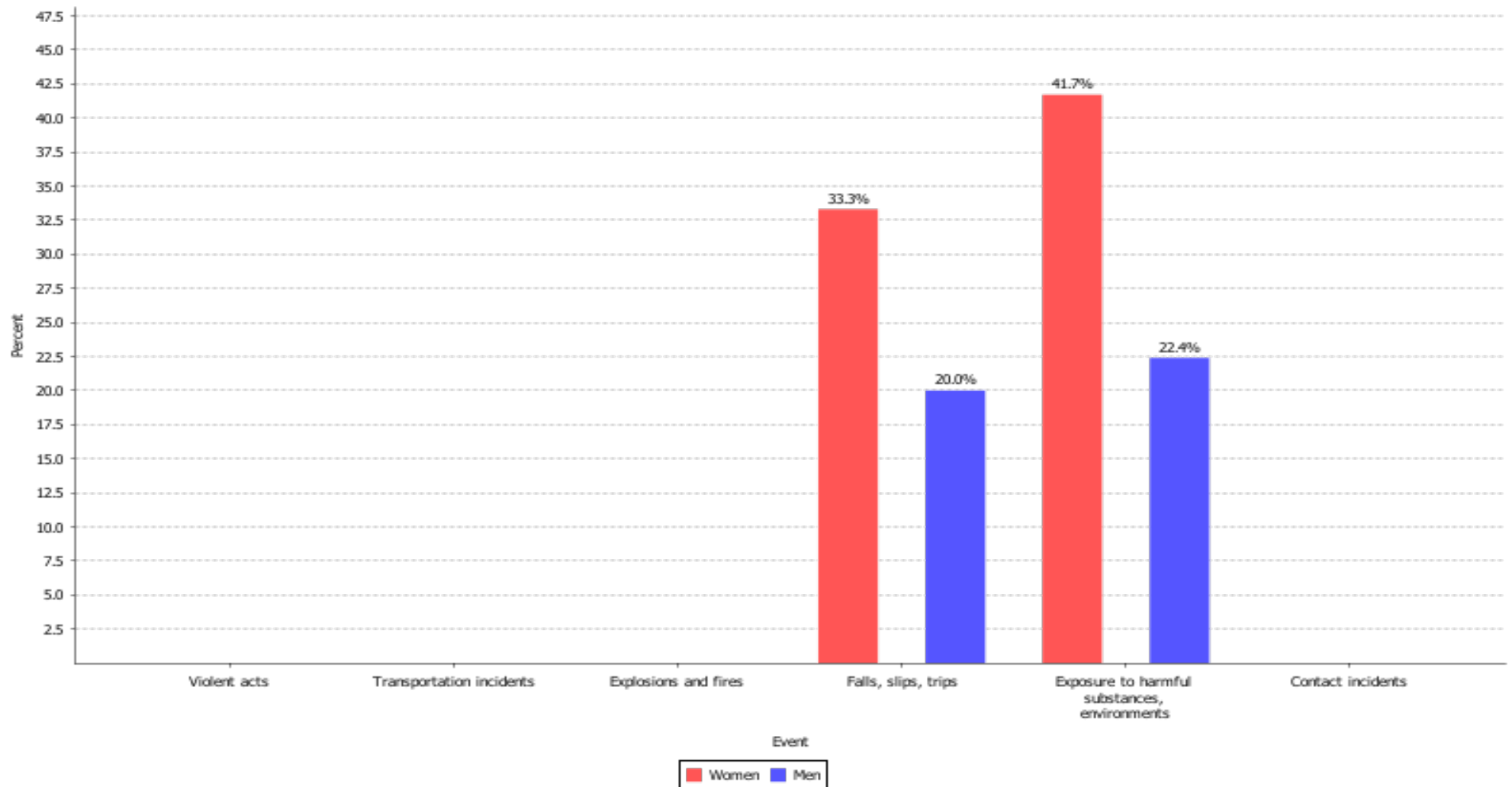
Fatal work injuries varied between men and women, all ownerships, Washington, 2023 (85 men, 12 women)

Characteristics	Men	Women
Violent acts	-	-
Transportation incidents	-	-
Explosions and fires	-	-
Falls, slips, trips	17	4
Exposure to harmful substances, environments	19	5
Contact incidents	-	-

See data definitions at <https://www.bls.gov/iif/definitions/census-of-fatal-occupational-injuries-definitions.htm>

Fatal work injuries varied between men and women, all ownerships, Washington, 2023 (85 men, 12 women)

[SOURCE : U.S. Bureau of Labor Statistics, U.S. Department of Labor, 2024]

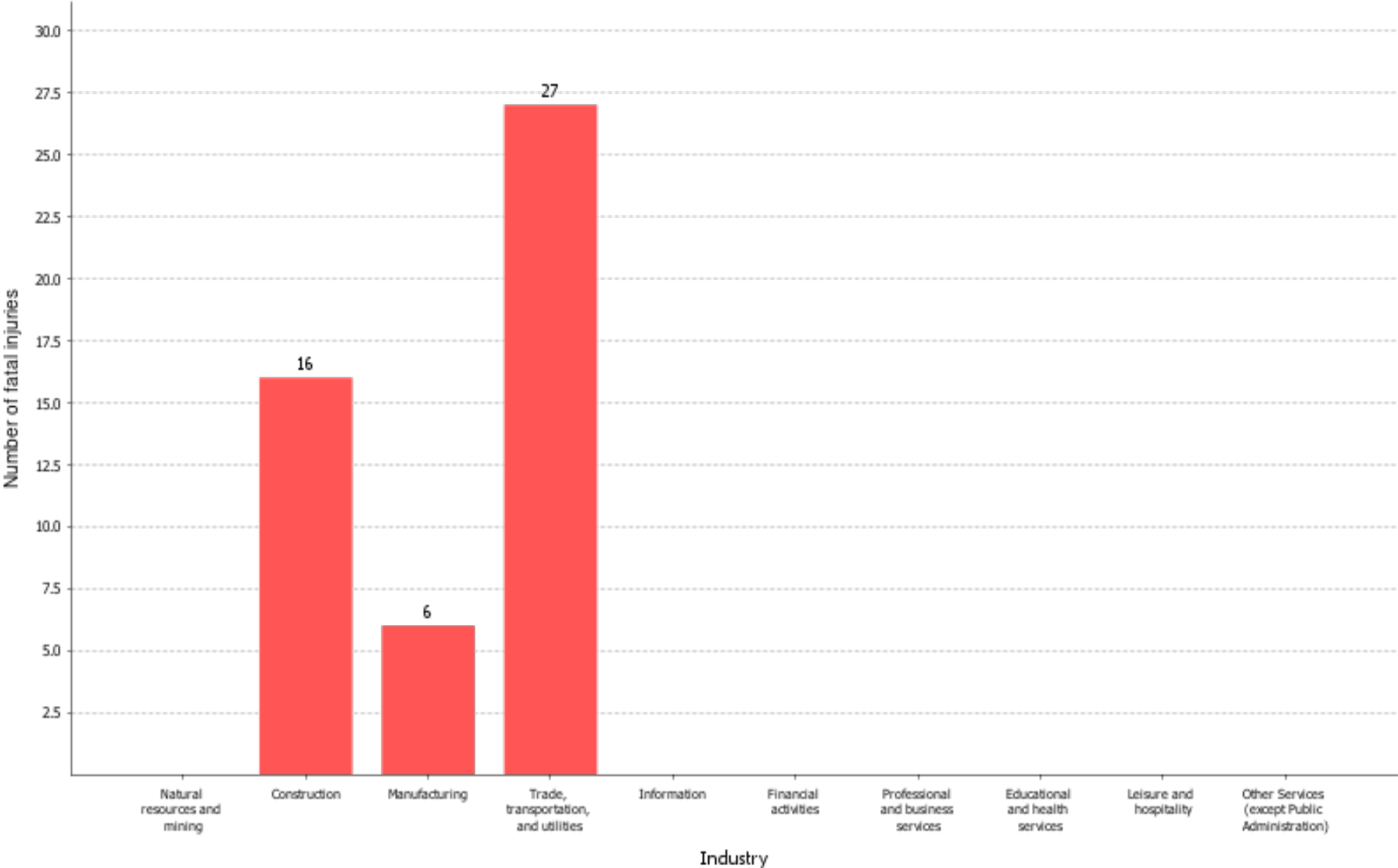


Fatal work injuries in selected industries, all ownerships, Washington, 2023 (97 total fatal injuries)

Characteristics	Value
Natural resources and mining	-
Construction	16
Manufacturing	6
Trade, transportation, and utilities	27
Information	-
Financial activities	-
Professional and business services	-
Educational and health services	-
Leisure and hospitality	-
Other Services (except Public Administration)	-

See data definitions at <https://www.bls.gov/iif/definitions/census-of-fatal-occupational-injuries-definitions.htm>

Fatal work injuries in selected industries, all ownerships, Washington, 2023 (97 total fatal injuries)



[SOURCE : U.S. Bureau of Labor Statistics, U.S. Department of Labor, 2024]