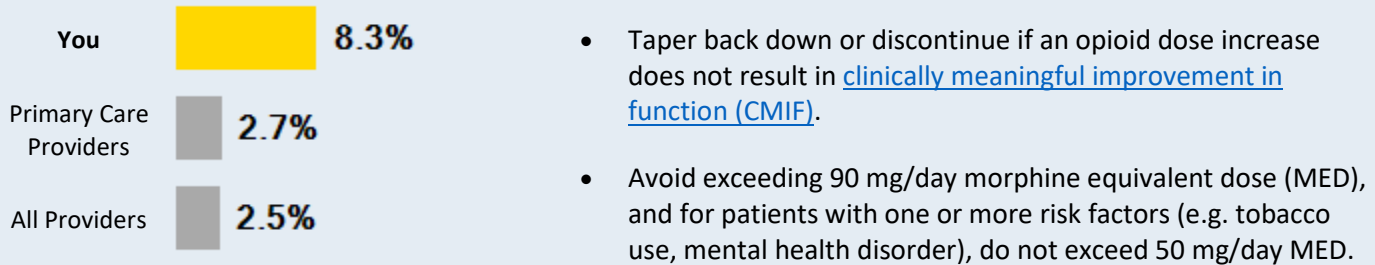


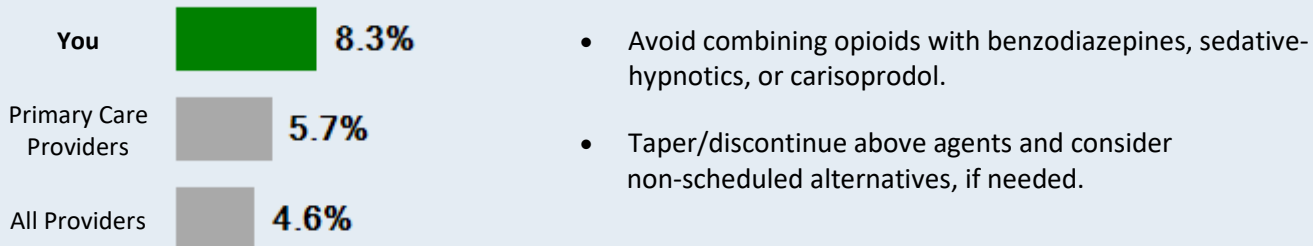
Your 2018 Opioid Prescribing Report

As part of the Department of Labor & Industries' ongoing efforts to ensure safe and effective care for injured workers, this report compares your opioid prescribing to that of other providers treating injured workers (claimants) during 2018. Using data from the WA State [Prescription Monitoring Program \(PMP\)](#), this report looks at three measures of opioid prescribing that may place injured workers at increased risk of harm. You are receiving this report because your prescribing practice ranks at or above the 90th percentile on at least one of the measures below.

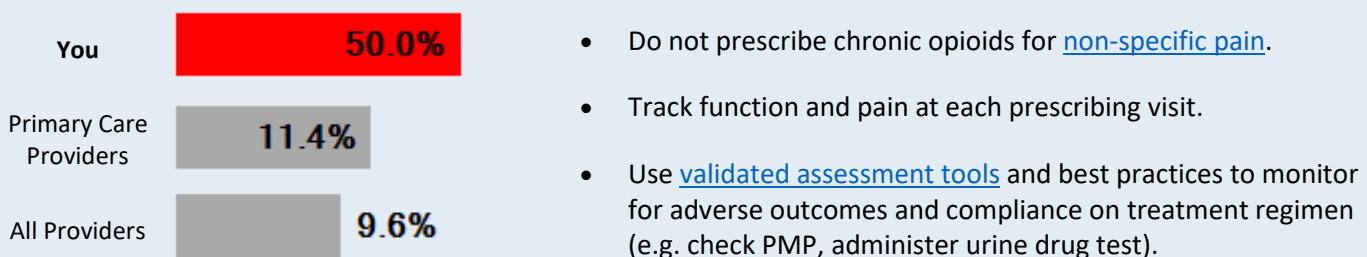
Claimants Prescribed [High-Dose Opioids](#)



Claimants Prescribed [Concurrent Opioids and Sedatives](#)



Claimants on [Chronic Opioids](#)



Note: Percentages calculated based on number of injured workers who were prescribed any opioids in 2018.

How can I improve my care?

- Review the L&I Guideline for Prescribing Opioids to Treat Pain in Injured Workers: www.Opioids.Lni.wa.gov
- Access the Washington State Prescription Monitoring Program: www.wapmp.org
- Review the new opioid prescribing rules requiring PMP checks and limiting day's supply of opioids
- Visit the Agency Medical Directors' Group website for more resources: www.AgencyMedDirectors.wa.gov

Questions?

Visit us at Lni.wa.gov/opioids for more information about this report.