



# Washington State Work-Related Fatalities Report 2019

## SHARP Program

Washington State Department of  
Labor & Industries

SHARP@Lni.wa.gov  
1-888-667-4277

Publication No. 93-05-2020



# 2019 Washington State Work-Related Fatalities Report

## Who is Included in this report?

This report includes all people who were working in Washington State, or in the waters or airspace within or off of the state, and died due to a work-related incident that occurred in 2019. Workers based in other states that die from fatal injury incidents in Washington are included.

## Types of Incidents Included:

- Acute trauma fatalities including but not limited to:
  - Falls
  - Homicides
  - Suicides
  - Motor vehicle incidents
  - Machinery incidents
  - Chemical exposures

## Not Included:

- Fatalities that occurred in the calendar year due to an incident from a previous year
- Fatalities due to:
  - Natural cause (heart attacks, aneurysms, etc.), unless root cause is determined to be the result of a work injury
  - Diseases from long-term exposure (disease examples include asbestosis and silicosis)

## Case Classification

- Industry: North American Industrial Classification System (NAICS) based on primary business activities.
- Occupation: 2000 Standard Occupational Classification (2000 SOC).
- Incident Type: International Classification of Diseases, ninth revision (ICD-9).

## Other Data Sources

The U.S. Department of Labor Bureau of Labor Statistics Census of Fatal Occupational Incidents (CFOI) also collects surveillance data on occupational fatalities in Washington State. CFOI and WA FACE data may differ in terms of numbers of annual work-related fatalities. Annual differences may be due to CFOI case inclusion based on the date of death, not the date of incident, or other potential differences in case determination criteria. All cases are verified and characterized using multiple sources of information including, but not limited to: death certificates, coroner and medical examiner reports, DOSH incident inspection reports, police department incident reports, and Coast Guard reports.

## Washington FACE

The Fatality Assessment and Control Evaluation Program (WA FACE) collects data on all worker acute trauma fatalities, regardless of workers' compensation insurance coverage for the deceased or whether the incident falls under the jurisdiction of L&I's Division of Occupational Safety and Health (DOSH) or the federal Occupational Safety and Health Administration (OSHA). A complete listing of FACE products and more information can be found on the WA FACE website at [www.lni.wa.gov/safety-health/safety-research/ongoing-projects/work-related-fatalities-face](http://www.lni.wa.gov/safety-health/safety-research/ongoing-projects/work-related-fatalities-face) or by calling us toll-free at 1-888-667-4277.

WA FACE is one of seven state programs that have cooperative agreements with the National Institute for Occupational Safety and Health (NIOSH) to conduct surveillance, targeted investigations, and prevention activities at the state level. (NIOSH Grant 5U60OH008487)

*The data in this report are preliminary and are current as of March 31, 2020. Changes to final annual fatality information may occur due to late reports or updates. 2018 report numbers may have changed due to updated information received over the past year.*

# Table of Contents

- Executive Summary.....4
- 2019 WA Work-Related Fatalities.....5
  - Overview.....5
  - Industries.....5
  - Workers .....6
  - Occupation.....6
  - Employment.....6
  - Age.....6
- Incidents.....7
  - Motor Vehicle Incidents.....7
  - Falls.....7
  - Homicide and Suicide.....8
  - Counties.....9
- Transportation and Warehousing NAICS 48-49.....10
- Construction NAICS 23.....11
- Agriculture, Forestry, Fishing & Hunting NAICS 11.....12
- Motor Vehicle Operators SOC 2000 53-3000.....13
- Fatal Incident Descriptions by Industry.....14
- 2019 WA FACE Prevention Resources.....18

# Executive Summary

The goal of the Washington State FACE program is to prevent worker fatalities through surveillance, fatal incident investigations, and prevention activities. This report includes information on all workers who died in Washington State as the result of traumatic injuries in 2019. We hope that this report is used by employers, safety professionals, and anyone who can help keep workers safe.

## Overview

- Sixty-three workers died in 2019, 14 fewer than the 77 who died in 2018.
- Fifty-two were men and 11 were women.
- 44% of all workers who died were age 50 or older.

## By industry and occupation

- By industry, the three sectors with the highest number of worker deaths were Construction; Transportation and Warehousing; and Agriculture, Forestry, Fishing, and Hunting.
- By occupation, the highest number of worker deaths were among Heavy and Tractor-Trailer Truck Drivers. There were 11, five more than in 2018.

## By type of incident

- Workers died most commonly in motor vehicle incidents. The second most common type of incident was homicide. For both types of incidents, the number of worker deaths was higher than the 10-year annual average.
- Among the 12 workers who died from homicide, the most common industries were convenience and grocery stores. Eight of the 12 incidents involved firearms.
- Half of all workers who died from homicide were women.
- More women have died from homicide than any other type of incident in the last decade.
- Seven workers died from falls. This was nine fewer than in 2018 and six fewer than the 10-year annual average. Four were Construction workers.

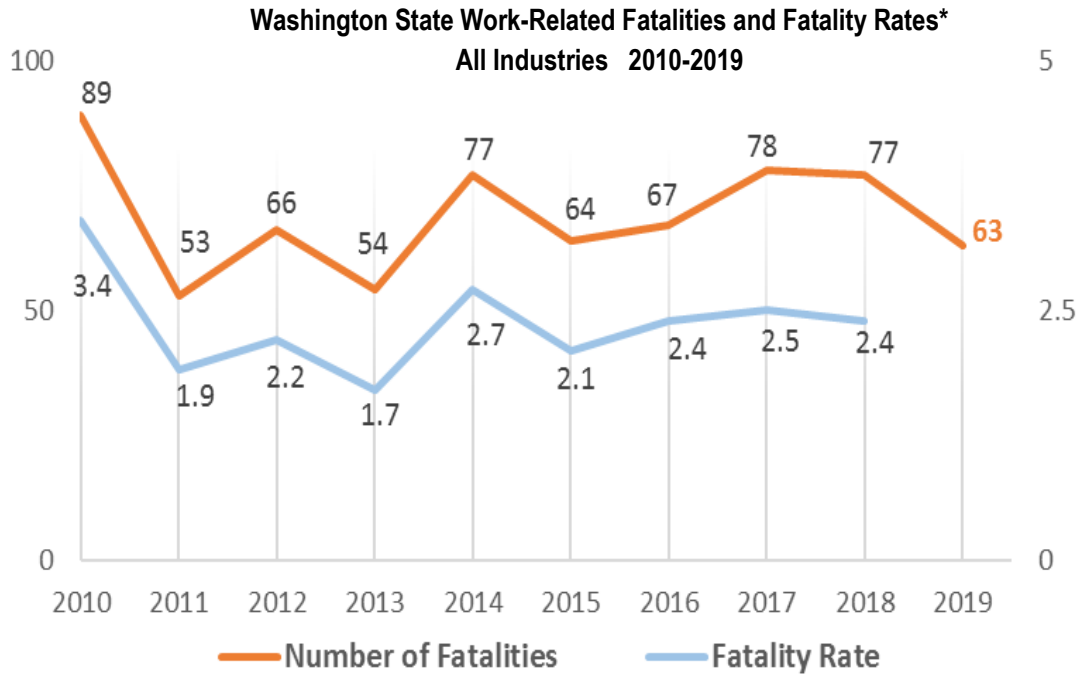
# 2019 WA Work-Related Fatalities

## Overview

In 2019, **63 workers** died on the job in traumatic incidents in Washington State.

This was **14 fewer worker deaths** than in 2018.

Between 2010 and 2019, there were **688** traumatic work-related deaths in Washington State.



\* Number of Fatalities source: WA FACE data. Fatality Rate per 100,000 FTE age 16 years or older, no volunteers or resident military, source: U.S. Bureau of Labor Statistics, Census of Fatal Occupational Injuries. 1 FTE = 2000 hours worked in a year.

## Industries

**Construction (NAICS 23)** saw the highest number of worker fatalities in 2019 with 12, one more than in 2018.

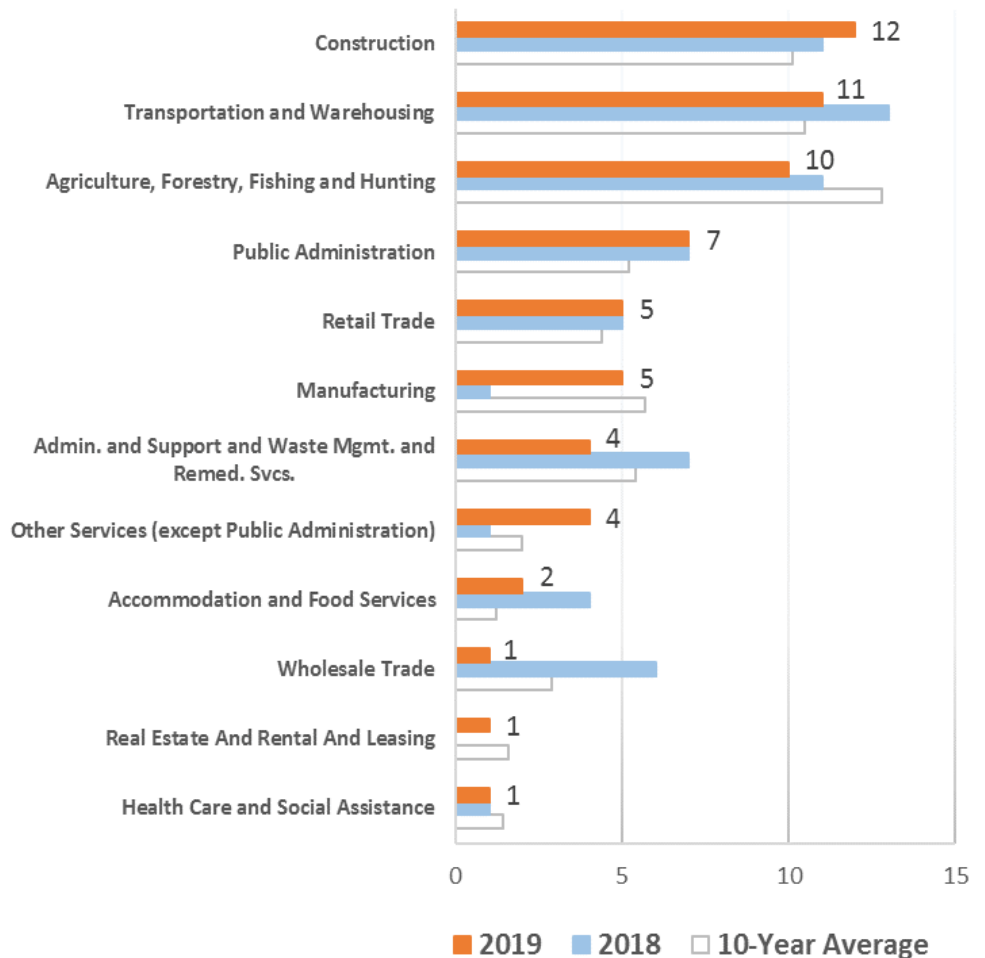
**Transportation and Warehousing (NAICS 48-49)** had 11 worker fatalities, two fewer than in 2018.

**Agriculture, Forestry, Fishing and Hunting (NAICS 11)** had 10 worker fatalities, one fewer than in 2018.

There were seven deaths in **Public Administration (NAICS 92)**, the same as in 2018.

Five workers died in **Manufacturing (NAICS 31-33)** and five died in **Retail Trade (NAICS 44-45)**.

## Washington State Work-Related Fatalities by Industry Sector



## Workers

Of the 63 Washington workers who died on the job in 2019:

**83%** were men (52).

**Eleven** were women, five more than in 2018. **Six of them (54%)** died from **homicide**.

**17%** were **Hispanic** (10).

**17%** were **born outside of the U.S.** (15). Five were born in Korea, five in Mexico, and five in other countries.

## Employment

**21%** of workers were **self-employed**.

**89%** worked for **private companies**.

## Age

The **youngest** worker to die was **17**, the **oldest** was 85.

Three were **young workers**, under the age of 25.

**44%** of workers who died (28) were **age 50 or older**.

Age group	Number	Percent
24 and under	3	5%
25-34	18	29%
35-44	10	16%
45-54	9	14%
55-64	13	21%
65 and older	10	16%

## Occupation

**Eleven heavy and tractor-trailer truck drivers** died, five more than in 2018.

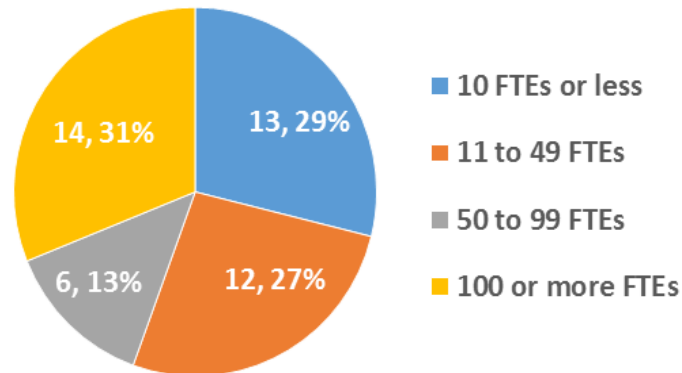
**Four farm workers or laborers** died. Three in motor vehicle incidents, one in a tractor roll-over.

**Three convenience store workers and one grocery store worker** were killed during robberies. Three were women.

**Three law enforcement officers** were killed. Two were shot and one died in a motor vehicle incident.

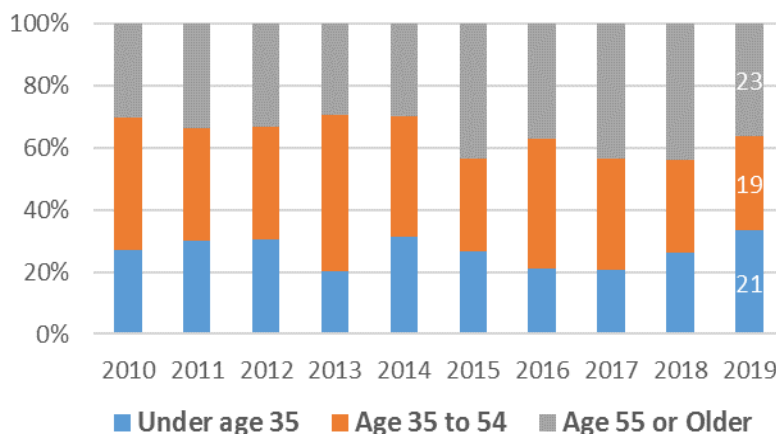
**Three ironworkers** died. Two were killed in a tower crane collapse. One fell through a floor opening.

2019 Worker Deaths by Employer Size\*



\*Employer size determined by work hours reported by 45 employers. FTE (full-time equivalent) = hours reported / 2000.

Worker Deaths by Age 2010-2019





# Incidents

**Motor vehicle incidents** were the leading cause of work-related deaths again in 2019. The 23 incidents accounted for 37% of deaths, up from 25% in 2018.

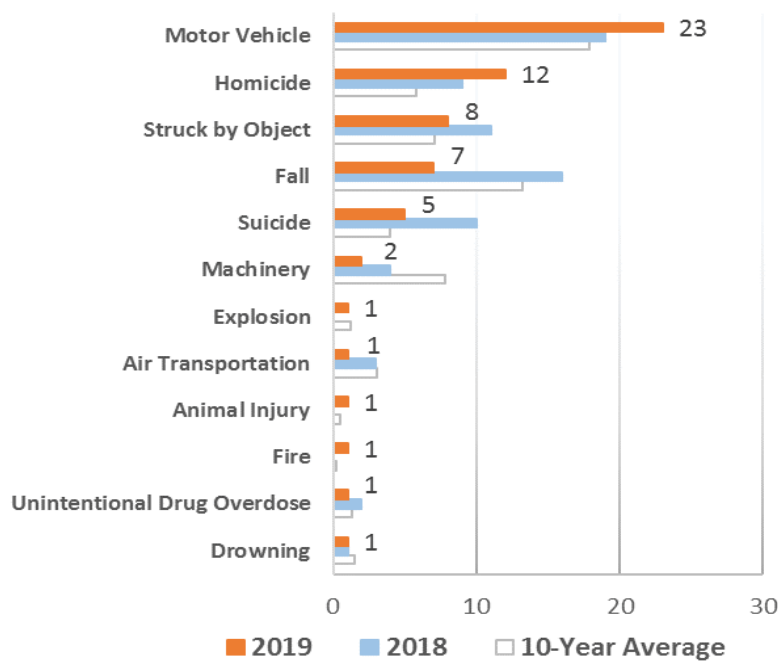
**Homicide** was the cause of **12 worker deaths** (19%), up from 9 (12%) in 2018.

Eight workers died after being **struck by objects**.

Seven workers died from **falls**. This was nine fewer than in 2018 and six fewer than the 10-year annual average.

Five worker deaths were due to **suicide**.

Worker Deaths by Incident Type



## Motor Vehicle Incidents

Between 2010 and 2019, 179 workers died on the job in **motor vehicle incidents**.

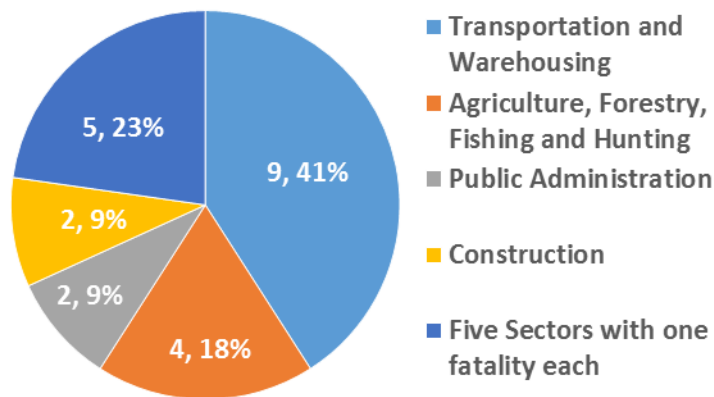
In 2019, 23 workers from nine different industry sectors died in motor vehicle incidents.

**43%** of fatalities were in the **Transportation and Warehousing** Industry.

**Eight** of the 23 workers **were on foot**.

**52%** of workers who died in motor vehicle incidents were **age 50 or older** (12).

2019 Motor Vehicle Fatalities by Industry Sector



## Falls

Between 2010 and 2019, 179 workers died on the job in **motor vehicle incidents**.

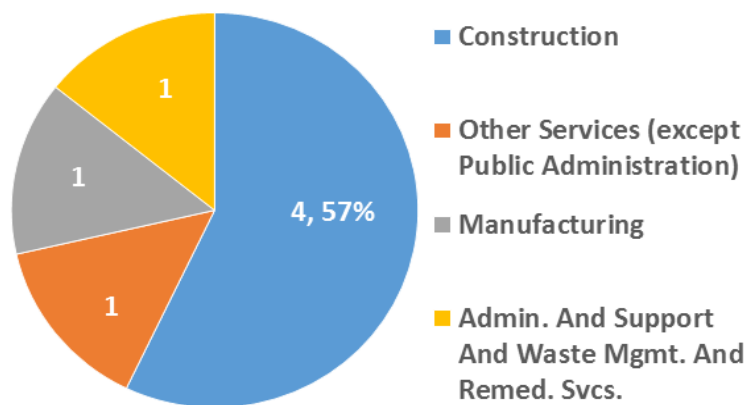
In 2019, 23 workers from nine different industry sectors died in motor vehicle incidents.

**43%** of fatalities were in the **Transportation and Warehousing** Industry.

**Eight** of the 23 workers **were on foot**.

**52%** of workers who died in motor vehicle incidents were **age 50 or older** (12).

2019 Fall Fatalities by Industry Sector



## Homicides and Suicides

Between 2010 and 2019, 58 workers died from **homicide** and 40 died by **suicide**.

### Among homicides:

- Eight **women** were killed while working **retail**.
- Six **men** were killed serving as **law enforcement officers**.

The percentage of work-related deaths from **homicide** increased between 2010 and 2019, **especially among women**.

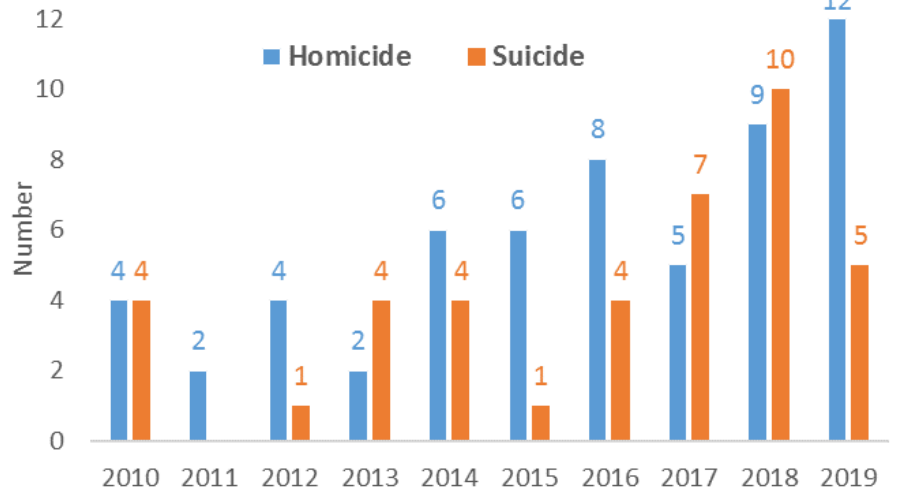
- **34%** of women died from homicide (22). This is more than any other incident type.
- **6%** of men died from homicide (36) in the same period.

In **2019**, **homicides** increased by 33% to the highest number in ten years, while **suicides** decreased by 50% compared to 2018. All who died by suicide were men.

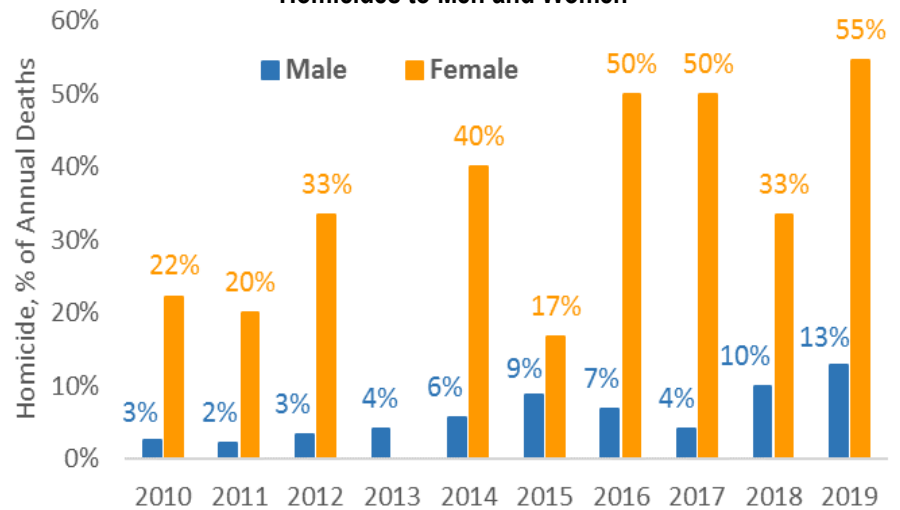
### Among the 12 homicides:

- Six were women and six were men. Eight were killed with firearms.
- Seven were workers age 50 years and older. Five of the seven were women and two were men.
- Three women and one man were killed in convenience or grocery store robberies.
- Nine involved criminal intent, two involved personal relationships, and one was a worker-to-worker homicide.

### Homicides and Suicides by Year



### Homicides to Men and Women



### 2019 Homicides by Industry

Convenience Stores	3
Police Protection	2
Plastics Film and Sheet Manufacturing	1
Potato Farming	1
Poured Concrete Foundation and Structure Contractors	1
Supermarkets and Other Grocery (except Convenience) Stores	1
Hotels (except Casino Hotels) and Motels	1
Barber Shops	1
Lessors of Mini-warehouses and Self-Storage Units	1

### 2019 Suicides by Industry

Fire Protection	1
Other General Government Support	1
Plumbing, Heating, and Air-Con. Contractors	1
Poured Concrete Foundation and Structure Contractors	1
Religious Organizations	1



# Counties

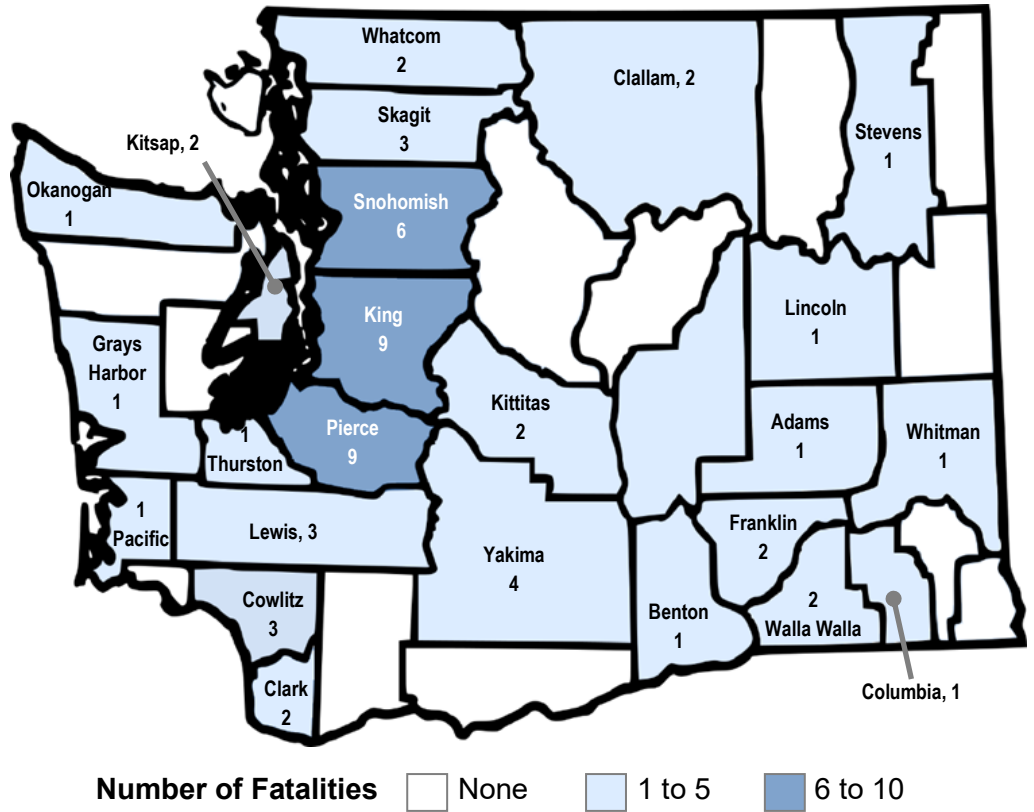
Worker deaths occurred in 24 Washington counties in 2019.

**King County** saw the highest number of deaths (10), five fewer than in 2018.

**Pierce County** experienced nine fatalities, three fewer than 2018. Four were homicides and two were suicides; 67% of the county's deaths.

There were six deaths in **Snohomish County** in 2019, the same number as in 2018.

There were two worker deaths in **Clark County** in 2019, two fewer than in 2018.



## Incident Type in Counties with Three or More Worker Fatalities

Incident Type	King	Pierce	Snohomish	Yakima	Cowlitz	Lewis	Skagit
Motor Vehicle	2	2		3	1	1	2
Homicide	1	4	2		2		
Struck by Object	4	1		1		1	
Fall	1		3				
Suicide	1	2					1
Machinery	1						
Explosion			1				
Animal Injury						1	
<b>Total</b>	<b>10</b>	<b>9</b>	<b>6</b>	<b>4</b>	<b>3</b>	<b>3</b>	<b>3</b>
<b>% of 2019 Fatalities</b>	<b>16%</b>	<b>14%</b>	<b>10%</b>	<b>6%</b>	<b>5%</b>	<b>5%</b>	<b>5%</b>

# Transportation and Warehousing NAICS 48-49

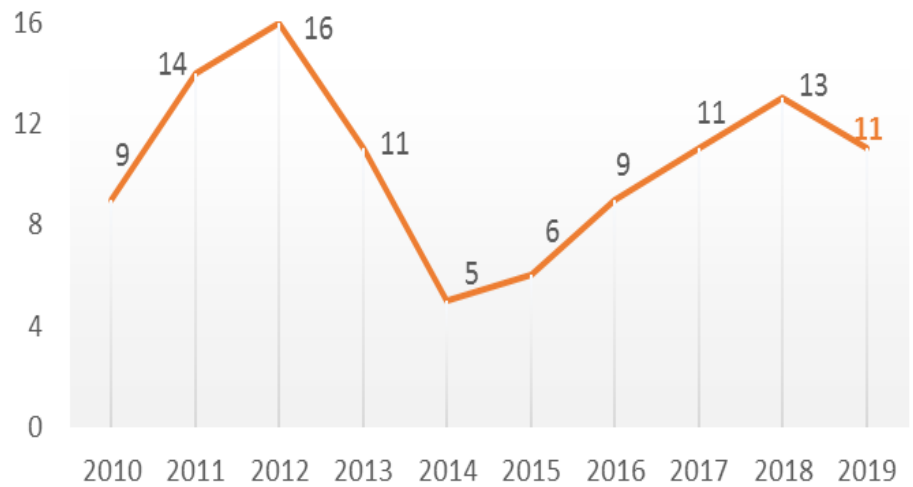
Between 2010 and 2019, 105 workers died in the Transportation and Warehousing industry sector.

In 2019, **eleven Transportation and Warehousing workers** died in fatal incidents.

This was two fewer fatalities than in 2018.

All 11 were men.

## Worker Fatalities in Transportation and Warehousing



## Worker Fatalities by Age

Age group	Number of fatalities	Percent of fatalities
25-34	2	18%
35-44	1	9%
45-54	3	27%
55-64	3	27%
65-74	1	9%
75-84	1	9%

Four Heavy and Tractor-Trailer Truck Drivers were outside of their trucks when killed. Two of them were run over by their own vehicles.

**90%** of worker deaths were due to **motor vehicle incidents** (10).

**54%** of workers were age **50 or over** (6).

**Two** were **over age 65**.

**Four** workers were **self-employed**.

**Six** were **WA residents**, **five** were from **other states**.

## Worker Fatalities by Incident Type



## Worker Fatalities by Occupation and Industry

### 7 Heavy and Tractor-Trailer Truck Drivers

- General Freight Trucking, Long-Dist., Truckload (3)
- Charter Bus Industry
- Specialized Freight (exc. Used Goods) Trucking, Local
- Freight Transportation Arrangement
- General Freight Trucking, Long-Dist., Less Than Truckload

### 1 General and Operations Manager

- Other Airport Operations

### 1 Commercial Pilot

- Nonscheduled Chartered Freight Air Transportation

### 1 Driver/Sales Worker

- Local Messengers and Local Delivery

# Construction NAICS 23

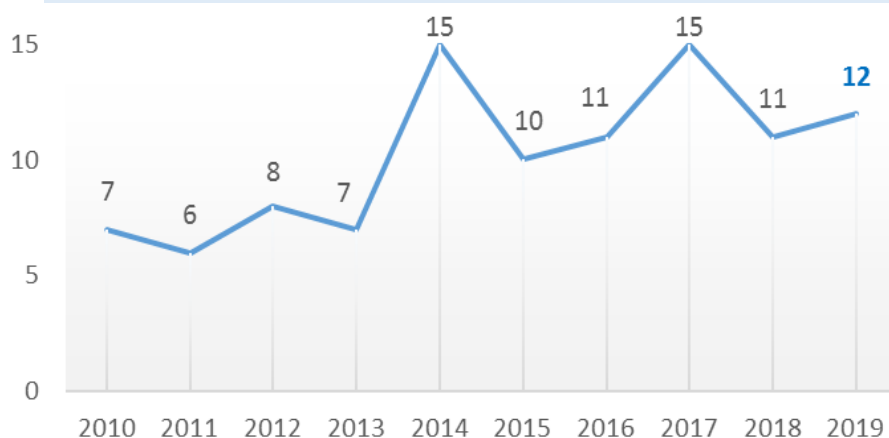
Between 2010 and 2019, 102 workers died in the Construction industry sector. Nearly half (49) died in falls.

In 2019, **twelve Construction workers** died in fatal incidents.

This was one more than the number of workers who died in 2018.

All 12 were men.

## Worker Fatalities in Construction



## Worker Fatalities by Age

Age group	Number of fatalities	Percent of fatalities
15-24	1	9%
25-34	4	36%
35-44	2	18%
45-54	4	27%
55-64	0	0%
65-74	1	9%

**75%** of workers were **under age 50** (9). The youngest worker was backed over by a dump truck and the oldest fell from a roof.

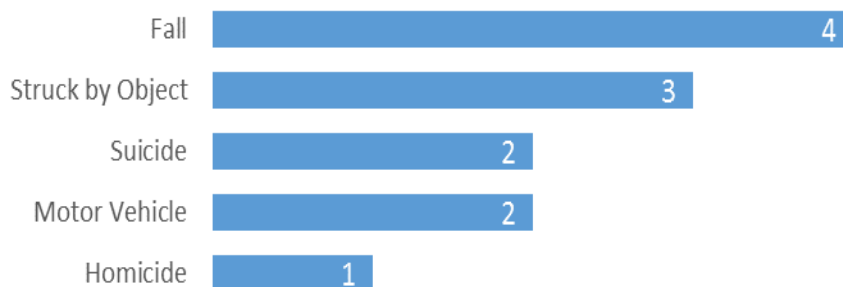
Four workers died in **falls**. Two fell from roofs, one fell through a roof opening, and one died when their suspended work platform fell.

**Two ironworkers** died when the tower crane they were disassembling collapsed.

All workers were **wage and salary** employees.

The **homicide** involved a personal relationship.

## Worker Fatalities by Incident Type



## Worker Fatalities by Occupation and Industry

<b>3</b>	<b>Structural Iron and Steel Workers</b>
	All Other Specialty Trade Contractors ( <b>2</b> )
	Framing Contractors
<b>2</b>	<b>Cement Masons and Concrete Finishers</b>
	Poured Concrete Foundation and Structure Contractors
<b>2</b>	<b>Construction Laborers</b>
	Commercial and Institutional Building Construction
<b>1</b>	<b>Plumbers, Pipefitters, and Steamfitters</b>
	Plumbing, Heating, and Air-Conditioning Contractors
<b>1</b>	<b>Cost Estimators</b>
	Roofing Contractors
<b>1</b>	<b>Roofers</b>
	Roofing Contractors
<b>1</b>	<b>Electrical Power-Line Installers and Repairers</b>
	Power and Comm. Line and Related Structures Const.
<b>1</b>	<b>Drywall and Ceiling Tile Installers</b>
	Drywall and Insulation Contractors

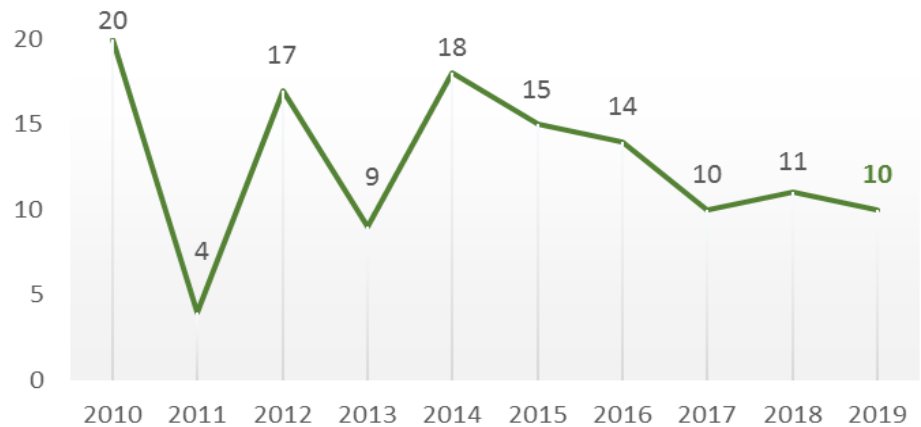
# Agriculture, Forestry, Fishing & Hunting NAICS 11

Between 2010 and 2019, 128 workers died in the Agriculture, Forestry, Fishing and Hunting industry sector.

In 2019, **ten Agriculture, Forestry, Fishing and Hunting workers** died in fatal incidents.

Nine men and one woman died.

## Worker Fatalities in Agriculture, Forestry, Fishing & Hunting



## Worker Fatalities by Age

Age group	Number of fatalities	Percent of fatalities
15-24	2	20%
25-34	5	50%
35-44	2	20%
45-54	1	10%

**90%** of workers were **under age 50** (9).

Two were **young workers**, less than 24 years old.

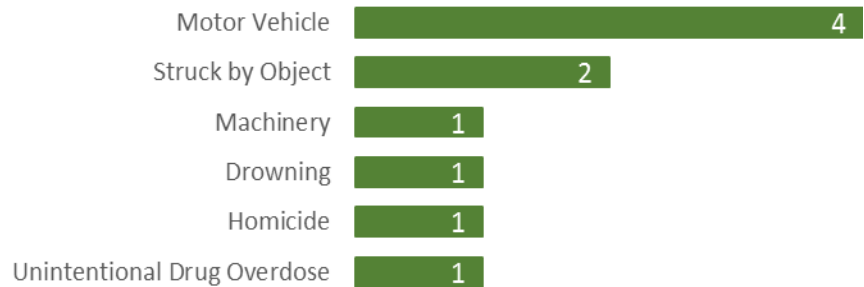
Four workers died in **motor vehicle incidents**. Three were farmworkers.

**Two loggers** died. One was struck by a log carriage and one died when the vehicle he was driving rolled over on a logging road.

All workers were wage and salary employees.

The **homicide** involved a worker-to-worker relationship.

## Worker Fatalities by Incident Type



## Worker Fatalities by Occupation and Industry

<b>4</b>	<b>Farmworkers and Laborers, Crop, Nursery, and Greenhouse</b>
	Apple Orchards
	Nursery and Tree Production
	Other Noncitrus Fruit Farming
	Soil Preparation, Planting, and Cultivating
<b>2</b>	<b>Logging Workers, All Other</b>
	Logging
<b>1</b>	<b>Heavy and Tractor-Trailer Truck Drivers</b>
	Potato Farming
<b>1</b>	<b>Welders, Cutters, Solderers, and Brazers</b>
	Cattle Feedlots
<b>1</b>	<b>Agricultural Workers, All Other</b>
	All Other Miscellaneous Crop Farming
<b>1</b>	<b>Fishers and Related Fishing Workers</b>
	Shellfish Fishing

# Motor Vehicle Operators SOC 2000 53-3000

Between 2010 and 2019, 111 Motor Vehicle Operators have died on the job.

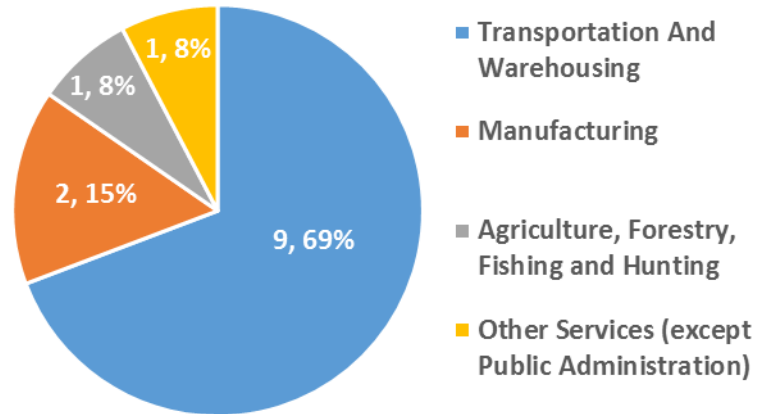
In 2019, **thirteen Motor Vehicle Operators** died in fatal incidents.

Some of the jobs included in this group\* are:

- Truck Drivers
- Bus Drivers
- Taxi Drivers and Chauffeurs
- Driver/Sales Workers

\* 2000 Standard Occupation Code (SOC) minor group 53-3000.

## Worker Motor Vehicle Operator Fatalities by Industry Sector



## Worker Fatalities by Age

Age group	Number of fatalities	Percent of fatalities
25-34	2	15%
35-44	1	8%
45-54	2	15%
55-64	4	31%
65-74	3	23%
75-84	1	8%

## Worker Fatalities by Incident Type



**Eleven Heavy and Tractor-Trailer Truck Drivers** from eight different industries were killed.

**54%** of operators died **outside** of their vehicles (6).

**69%** of operators were age **50 or over** (9). **31%** were age **65 or over** (4).

All operators were men.

The **homicide** involved a worker-to-worker relationship.

All worked for private companies. Ten were wage and salary and three were self-employed.

## Worker Fatalities by Occupation and Industry

<b>11</b>	<b>Heavy and Tractor-Trailer Truck Drivers</b>
	General Freight Trucking, Long-Distance, Truckload ( <b>3</b> )
	Sawmills ( <b>2</b> )
	Gen. Freight Trucking, Long-Dist., Less Than Truckload
	Specialized Frght. (except Used Goods) Trucking, Local
	Freight Transportation Arrangement
	Potato Farming
	Charter Bus Industry
	Industrial Launderers
<b>1</b>	<b>Taxi Drivers and Chauffeurs</b>
	Cattle Feedlots
<b>1</b>	<b>Driver/Sales Workers</b>
	All Other Miscellaneous Crop Farming

# Fatal Incident Descriptions by Industry

## **Transportation and Warehousing**

### ***Charter Bus Industry***

- A tour bus driver died after hitting a school bus that was stopped due to a previous motor vehicle collision.

### ***Freight Transportation Arrangement***

- A truck driver was rolled over by their truck while doing repairs on the shoulder of a highway.

### ***General Freight Trucking, Long-Distance, Less Than Truckload***

- A truck driver was crushed under a truck while loading the trailer with freight.

### ***General Freight Trucking, Long-Distance, Truckload***

- A truck driver died when their truck and trailer left the highway after missing a curve.
- A truck driver died after the brakes failed while driving a semi-truck with two trailers downhill.
- A truck driver died after being struck by a vehicle while parked on the shoulder of a highway.

### ***Local Messengers and Local Delivery***

- A newspaper delivery driver died after being struck by a vehicle from oncoming traffic.

### ***Nonscheduled Chartered Freight Air Transportation***

- A helicopter pilot died when the helicopter crashed in steep terrain.

### ***Other Airport Operations***

- A manager employed by an aviation service was a passenger in a shuttle van that was struck by another vehicle.

### ***Specialized Freight (except Used Goods) Trucking, Local***

- A truck driver died after falling backwards while covering a load on the side of the road, and was run over by a passing truck and trailer.

## **Construction**

### ***All Other Specialty Trade Contractors***

- Two ironworkers died when the tower crane that they were helping to disassemble collapsed.

### ***Commercial and Institutional Building Construction***

- A construction laborer was backed over by a dump truck while holding a grading pole at an excavation job site.
- A construction laborer was crushed underneath falling sections of temporary steel shoring tower components and died from injuries four months later.

### ***Drywall and Insulation Contractors***

- A foreman employed by a drywall contractor was driving to a job site when they were struck from behind by a truck.

### ***Framing Contractors***

- An ironworker fell through a floor opening in a second floor deck, landing 20 feet below on concrete.

### ***Plumbing, Heating, and Air-Conditioning Contractors***

- A plumber died by suicide at their place of employment.



# Fatal Incident Descriptions by Industry

## ***Poured Concrete Foundation and Structure Contractors***

- A construction worker was shot by their brother while working at a construction job site.

## ***Power and Communication Line and Related Structures Construction***

- A lineman in a basket suspended from a power line died after the basket fell 100 feet landing in a river.

## ***Roofing Contractors***

- A field estimator employed by a roofing company fell 12 feet to the ground from a residential roof.
- A roofer was installing a fall protection safety bracket anchor on a roof when they fell 30 feet to the ground.

## **Agriculture, Forestry, Fishing and Hunting**

### ***All Other Miscellaneous Crop Farming***

- An irrigator working in a farm field was crushed under an irrigation system's center pivot and wheel.

### ***Apple Orchards***

- An orchard worker being transported in an employer's passenger van died when the van was struck by a truck that ran a stop sign.

### ***Cattle Feedlots***

- A welder at a cattle feedlot died from an accidental overdose of fentanyl.

### ***Logging***

- A chaser working on the landing of a tower logging site was struck and dragged downhill when the log carriage slid off the landing.
- A logger was driving a company truck on a logging road when the vehicle left the road and rolled over, landing in a river.

### ***Nursery and Tree Production***

- A laborer employed by a tree nursery was killed after a drunk driver went off road and struck the worker in a field.

### ***Other Non-citrus Fruit Farming***

- An orchard laborer was operating a tractor with an attached sprayer when the tractor went down an embankment and rolled over.

### ***Potato Farming***

- A truck driver employed at a potato farm was shot by a coworker during an argument.

### ***Shellfish Fishing***

- A commercial geoduck diver drowned during training after becoming entangled in their equipment below the water's surface.

### ***Soil Preparation, Planting, and Cultivating***

- A farmworker was driving a company owned pickup truck when the truck left the road and crashed. The driver was not wearing their seatbelt.

# Fatal Incident Descriptions by Industry

## **Public Administration**

### ***Fire Protection***

- An assistant fire chief was overcome by flames while fighting a wildland fire.

### ***Other General Government Support***

- A public utility lineman died by suicide.

### ***Police Protection***

- A county sheriff's deputy died in a motor vehicle incident while responding to a call for assistance from fellow deputies.
- A county sheriff's deputy was shot when responding to a disabled vehicle blocking a roadway.
- A police chief was struck by a motor vehicle while crossing a city street.
- A sheriff's deputy was shot by a suspect in a road rage incident.

## **Retail Trade**

### ***Convenience Stores***

- A convenience store owner was shot during a robbery.

### ***Gasoline Stations with Convenience Stores***

- A convenience store clerk was shot during a robbery.
- The owner of a gas station/convenience store was stabbed with a knife during a robbery.

### ***Supermarkets and Other Grocery (except Convenience) Stores***

- A convenience store owner was stabbed during a robbery attempt.

### ***Tire Dealers***

- A tire technician was changing a large tire on a front loader at a construction site when the tire exploded during inflation and the technician was struck by the tire and its inner rim.

## **Administrative and Support and Waste Management and Remediation Services**

### ***Landscaping Services***

- A tree service worker died after they were pinned between the tree trunk and crane-suspended top while in a tree they were attempting to fell.
- The owner of a tree trimming company was struck by a falling tree.

### ***Other Business Service Centers (including Copy Shops)***

- The owner of a photocopy shop died due to their head striking the floor after fainting while serving a customer.

### ***Temporary Help Services***

- A nurse was driving on an icy state highway when the vehicle slid into the path of an oncoming semi-truck.

# Fatal Incident Descriptions by Industry

## **Manufacturing**

### ***Audio and Video Equipment Manufacturing***

- A marketing specialist tripped over a chair leg, twisted their ankle, and fractured a foot bone. Thirteen days later they died from a pulmonary thromboembolism relating to the injury.

### ***Cement Manufacturing***

- An employee of a cement plant was using a remote control to move railcars and was struck by a railcar.

### ***Sawmills***

- A log truck driver died when their truck left a logging road and struck a tree.

### ***Unlaminated Plastics Film and Sheet (except Packaging) Manufacturing***

- A purchasing agent at plastic film manufacturing company was shot at work by their estranged husband.

## **Other Services (except Public Administration)**

### ***Barber Shops***

- A barbershop owner was stabbed by an assailant during a robbery.

### ***Industrial Launderers***

- A truck driver was driving a semi-truck on an icy interstate highway when their truck was involved in a multi-vehicle collision.

### ***Other Similar Organizations (except Business, Professional, Labor, and Political Organizations)***

- The president of a home owner's association died after falling down the stairs while showing maintenance workers around a condominium.

## **Accommodation and Food Services**

### ***Hotels (except Casino Hotels) and Motels***

- The owner of a motel was stabbed by an assailant.

### ***Limited-Service Restaurants***

- A restaurant employee died after being struck by a motor vehicle while emptying trash into a dumpster.

## **Health Care and Social Assistance**

### ***Vocational Rehabilitation Services***

- A senior nutrition coordinator employed by a community social service agency died after being struck by a trailer from an oncoming semi-truck.

## **Wholesale Trade**

### ***Livestock Merchant Wholesalers***

- An auctioneer/co-owner of a cattle auction business died after being struck by a bull.

## **Real Estate and Rental and Leasing**

### ***Lessors of Miniwarehouses and Self-Storage Units***

- The manager of a storage facility was shot attempting to stop a robbery of their personal vehicle.

# 2019 WA FACE Prevention Resources

## Fatality and Injury Narratives and Slideshows

[www.lni.wa.gov/safety-health/safety-research/ongoing-projects/work-related-fatalities-face#fatality-and-injury-narratives](http://www.lni.wa.gov/safety-health/safety-research/ongoing-projects/work-related-fatalities-face#fatality-and-injury-narratives)

### Agriculture

- 71-177-2019 Laborer Burned Cutting 55-Gallon Drum when Leftover Fuel Explodes
- 71-180-2019 Orchard Manager Dies When ATV Crashes into Apple Bin
- 71-184-2019 Operator Crushed When Tractor and Sprayer Roll Over
- 71-187-2019 Vineyard Laborer Falls from Grape Harvester
- 71-189-2019 Operator Crushed by Irrigation System Wheel

### Construction

- 71-178-2019 Roofer Falls 18 Feet from Wet House Roof
- 71-179-2019 Ironworker Falls 80 Feet through Bent Plate Gap
- 71-183-2019 Spotter Crushed between Excavator Bucket and Trench Box
- 71-185-2019 Roofing Foreman Falls 19 Feet from Extension Ladder
- 71-186-2019 Framing Setting Roof Trusses Falls 20 Feet
- 71-188-2019 Roofer Falls 30 Feet through Skylight
- 71-190-2019 Roofer Falls 20 Feet through Rotten Roof

### Services

- 71-181-2019 Window Cleaner Falls 50 Feet

### Trucking

- 71-182-2019 Truck Driver Crushed Between Two Trailers

## Spanish Language Translation of Narratives/Slideshows

- 71-178-2019 Trabajador cae 18 pies de un techno mojado

## Hazard Alerts and Data Summaries

[www.lni.wa.gov/safety-health/safety-research/ongoing-projects/work-related-fatalities-face#hazard-alerts-and-data-summaries](http://www.lni.wa.gov/safety-health/safety-research/ongoing-projects/work-related-fatalities-face#hazard-alerts-and-data-summaries)

- 47-26-2019 Workers Severely Injured Using Demolition Robots
- 93-04-2019 Washington State Work-Related Fatalities Report 2018

## Logging Industry Resources

[www.lni.wa.gov/safety-health/safety-research/ongoing-projects/logging#publications](http://www.lni.wa.gov/safety-health/safety-research/ongoing-projects/logging#publications)

### Logging Injury Alerts

- 92-29-2019 Chaser Dies When Crushed Between Two Logs
- 92-30-2019 Lowboy Operator's Fingers Amputated
- 92-31-2019 Lowboy Operator Struck by Boom Stand Support Arm

### Logging Hazard Briefs

- 94-16-2019 Safety Interlocks Bypassed on Feller Bunchers
- 94-17-2019 Hooktender Struck by Rolling Rock